



AGP 2025

ABOVE GROUND POOLS

INTERNATIONAL
Intex Development Co., Ltd.
9th Floor, Everbright Centre,
108 Gloucester Road, Wanchai,
Hong Kong
T: (852) 2827-0000
E: info@intexdevelopment.com
W: www.intexdevelopment.com

EUROPE
Intex Trading s.r.o.
Benešovská 23
101 00 Praha 10
Czech Republic
T: (420) 267 312 645
E: info@intexcorp.cz
W: www.intexdevelopment.com

EUROPE
Intex Trading B.V.
Ettenseweg 46,
4706 PB Roosendaal,
The Netherlands
T: (31) 165-593939
E: info@intexcorp.nl
W: www.intexcorp.nl

USA
Intex Recreation Corp.
P.O. Box 1440
Long Beach, CA 90801-1440
USA
T: (310) 549-5400
W: www.intexcorp.com

EUROPE
Unitex Service (France) S.A.S.
Z.A. de Milleure Bois du Ban – N°4
71480 LE MIROIR, France
T: (33) 385 75 64 64
E: info@intexcorp.com.fr
W: www.intex.fr

EUROPE
Unitex Italia S.R.L.
Via Liguria 3
24041 Brembate BG, Italy
T: (39) 039 2296998
E: commerciale@intexcorp.it
W: www.intexitalia.com


INTEX®

©2024 Intex Marketing Ltd. - Intex Development Co., Ltd. - Intex Recreation Corp.
All rights reserved. Printed in China.
®™ Trademarks used in some countries of the world under license from Intex Marketing Ltd.
to Intex Development Co., Ltd. and Intex Recreation Corp.

2025

AGP 2025

ABOVE GROUND POOLS



SPLASH

INTO SUMMER

ABOUT US

The INTEX family of companies develops and manufactures high-quality products that deliver on reasonable pricing and optimal excitement. We also provide first-rate after-sales support, backed by excellent customer service. More than 100 independently owned and locally operated companies are committed to the satisfaction of families and individuals across the globe. It's a source of pride wherever we go.



Intex Recreation Corp., Long Beach, California, USA

Our above ground pool line begins with our world-famous Easy Set® and Metal Frame pools, which are great for families purchasing their first pool. Our elegant Prism Frame™ pools are an attractive step up, featuring additive structural innovations and enhanced durability. Above these, our deluxe Ultra XTR® Frame pools are gorgeous, incredibly strong and large enough for the whole neighborhood to swim in!



Intex Manufacturing and Distribution Complex, Xiamen, China

2025



Unitex Service (France) S.A.S., France

Buyers trust our state-of-the-art factories, motivated sales staff and rigorously tested products to add value to their shelves. In return, we go to great lengths to ensure they're happy partnering with us.












Intex Development Co. Ltd., Hong Kong

Intex Trading B.V., The Netherlands

Of course, pools need a reliable source of accessories. That's why INTEX® provides a full line, including sand filters, saltwater systems, filter pumps, cartridges and much more to extend your customers' swimming season and keep them coming back. Ask your INTEX® representative for any of our product catalogs—we are confident you'll agree our product lineup is unmatched in meeting your needs.



C O N T E N T S

STANDARD	10	 SMALL FRAME™	PREMIUM	22	 PRISM FRAME™	DELUXE	40	 ULTRA XTR® FRAME
	12	 EASY SET®		32	 CHEVRON PRISM FRAME™		44	Krystal Clear® POOLWATER SYSTEMS 
	16	 METAL FRAME™		36	 GRAPHITE GRAY PANEL™		58	 ACCESSORIES
						PUMPS		
						OTHERS		

EXPLORE



THE WIDE RANGE OF INTEX ABOVE GROUND POOLS



It's All
in the
Bubbles!

HYDRO AERATION™ TECHNOLOGY

INTEX's patented HydroAeration™ Technology improves water circulation, clarity and freshness in thousands of above ground pools.

HYDROAERATION™ TECHNOLOGY

INTEX's patented HydroAeration™ Technology is precision engineered to improve filtration, clarity and freshness in thousands of above ground pools. This revolutionary and innovative feature has been incorporated into all our cartridge filter pumps, sand filter pumps, and combination filtration systems.

ADVANCED FILTRATION & CIRCULATION

The injection of air into the water accelerates circulation and joins fine particles into larger clusters that can be filtered more effectively.

IMPROVED CLARITY

Aeration removes minerals such as manganese and iron through oxidation for ultimate water clarity.

INCREASED FRESHNESS

More negative ions are generated through the activation of air bubbles, improving overall air quality around the pool.



STANDARD Pool Series

Our Standard Pool series is comprised of the ideal starter pools—easy to install and built with a child's safety in mind. Every pool in the series features our SuperTough™, puncture-resistant, 3-ply liner material for durability. Our Small Frame pools are perfect for younger children or families with smaller spaces. Meanwhile, our Easy Set® and Metal Frame lines come in an array of sizes to fit any backyard. Best of all, every one of our Standard pools provides hours of fun!



SMALL FRAME™



EASY SET®



METAL FRAME™



SMALL FRAME™ POOLS

Mini Frame™ Pools:  AGE 2+



Soft foam padding on frame



Mini Frame™ Pool


Kids will enjoy splashing and playing in the INTEX Mini Frame™ Pool. This fun little frame pool works as a beginner, with easy setup and a ideal size for young children. Plus, it's sturdy enough to withstand hours of splashy playtime.

SPECIFICATIONS	ITEM #	CASE PACK	CASE WEIGHT
4' x 4' x 12" (1.22m x 1.22m x 30cm) Approximate set-up size Water capacity (79%): 90 gal (342L) Ready for water in 10 minutes	57173NP/EP	3 ea 1 box	29.7 lb (13.5 kg)



Rectangular Frame Pools

In our Rectangular Frame Pool selections, strength meets simplicity. Fortified by durable steel frames and laminated sidewalls, these pools are sturdy and stay firmly in place. Yet, they're easy enough to assemble in just 30 minutes. Families with limited space will love the relatively small dimensions. And for those who value filtration, ready connection points ensure easy pump installation. When playtime is done, a convenient drain plug releases the water.




PUNCTURE-RESISTANT
3-ply material



PUNCTURE-RESISTANT
3-ply material




Rectangular Frame Pools:  AGE 6+

SPECIFICATIONS	ITEM #	VOLTAGE	FILTER PUMP	CASE PACK	CASE WEIGHT
7'2½" x 4'11" x 23⅝" (2.20m x 1.50m x 60cm) Approximate set-up size Water capacity (90%): 439 gal (1,662L) Ready for water in 30 minutes	28266NP ●	-	-	1 ea 1 box	33.4 lb (15.2 kg)
	28266EH ●	-	-		35.2 lb (16.0 kg)
	28270NP ●	-	-		33.4 lb (15.2 kg)
	28270EH ●	-	-		35.2 lb (16.0 kg)
8'6½" x 5'3" x 25⅝" (2.60m x 1.60m x 65cm) Approximate set-up size Water capacity (90%): 603 gal (2,282L) Ready for water in 30 minutes	28271NP ●	-	-	1 ea 1 box	38.1 lb (17.3 kg)
	28271EH ●	-	-		40.0 lb (18.2 kg)
9'10" x 6'6¾" x 29½" (3.00m x 2.00m x 75cm) Approximate set-up size Water capacity (90%): 1,013 gal (3,834L) Ready for water in 30 minutes	28272NP ●	-	-	1 ea 1 box	44.9 lb (20.4 kg)
	28272EH ●	-	-		46.9 lb (21.3 kg)
14'9¼" x 7'2⅝" x 33" (4.50m x 2.20m x 84cm) Approximate set-up size Water capacity (90%): 1,883 gal (7,127L) Ready for water in 30 minutes	28273NP ●	-	-	1 ea 1 box	79.9 lb (36.3 kg)
	28273EH ●	-	-		81.0 lb (36.8 kg)
14'9¼" x 7'2⅝" x 33" (4.50m x 2.20m x 84cm) Approximate set-up size Water capacity (90%): 1,883 gal (7,127L) Ready for water in 30 minutes	28279 ●	110-120V	530 gal (2,006L)	1 ea 1 box	85.8 lb (39.0 kg)
	28279EH ●	110-120V (W/GFCI)	530 gal (2,006L)		86.5 lb (39.3 kg)
	28274NP ●	220-240V	530 gal (2,006L)		86.9 lb (39.5 kg)
	28274GN ●	12V	600 gal (2,271L)		89.1 lb (40.5 kg)



EASY SET® POOLS

6' x 20" Easy Set® Pools:  AGE 3+



PUNCTURE-RESISTANT
3-ply material


6' X 20" Easy Set® Pool

This pool works as a kid's first "big pool," offering the perfect length and height for safety and a splashing good time. Parents will enjoy the super-easy setup, which takes about 10 minutes.

SPECIFICATIONS	ITEM #	CASE PACK	CASE WEIGHT
6' x 20" (1.83m x 51cm) <small>Approximate set-up size</small>	28101NP	2 ea 1 box	15.2 lb (6.9 kg)
<small>Water capacity (80%): 232 gal (880L) Ready for water in 10 minutes</small>	28101EH	2 ea 1 box	19.1 lb (8.7 kg)

8' X 24" Easy Set® Pool

Bring fun and excitement to any backyard this summer. Simply spread out on level ground, inflate the top ring, fill the pool with water, and enjoy the fun our Easy Set(R) pools bring!




PUNCTURE-RESISTANT
3-ply material



SPECIFICATIONS	ITEM #	VOLTAGE	FILTER PUMP	CASE PACK	CASE WEIGHT
8' x 24" (2.44m x 61cm) <small>Approximate set-up size</small> <small>Water capacity (80%): 513 gal (1,942L) Ready for water in 10 minutes</small>	28106NP	-	-	1 ea 1 box	11.4 lb (5.2 kg)
	28106EH	-	-	1 ea 1 box	13.4 lb (6.1 kg)
	28107EH	110-120V (W/GFCI)	330 gal (1,250L)	1 ea 1 box	18.0 lb (8.2 kg)
	28108NP	220-240V	330 gal (1,250L)	1 ea 1 box	16.9 lb (7.7 kg)
	28108GN	12V	330 gal (1,250L)	1 ea 1 box	17.6 lb (8.0 kg)



Easy Set® Pools:  AGE 6+

EASY SET® POOLS



Easy Set® Pools: AGE 6+

SPECIFICATIONS	ITEM #	VOLTAGE	FILTER PUMP	CASE PACK	CASE WEIGHT
----------------	--------	---------	-------------	-----------	-------------

10' x 24" (3.05m x 61cm) Approximate set-up size	28116NP	-	-	1 ea 1 box	16.7 lb (7.6 kg)
Water capacity (80%): 813 gal (3,077L) Ready for water in 10 minutes	28118NP	220-240V	330 gal (1,250L)	1 ea 1 box	22.4 lb (10.2 kg)
	28118GN	12V	330 gal (1,250L)	1 ea 1 box	23.1 lb (10.5 kg)

10' x 30" (3.05m x 76cm) Approximate set-up size	28120NP	-	-	1 ea 1 box	18.0 lb (8.2 kg)
Water capacity (80%): 1,018 gal (3,853L) Ready for water in 10 minutes	28120EH	-	-	1 ea 1 box	20.0 lb (9.1 kg)
	28121EH	110-120V (W/GFCI)	330 gal (1,250L)	1 ea 1 box	24.6 lb (11.2 kg)
	28122NP	220-240V	330 gal (1,250L)	1 ea 1 box	23.7 lb (10.8 kg)
	28122GN	12V	330 gal (1,250L)	1 ea 1 box	24.2 lb (11.0 kg)

12' x 30" (3.66m x 76cm) Approximate set-up size	28130NP	-	-	1 ea 1 box	25.0 lb (11.4 kg)
Water capacity (80%): 1,485 gal (5,621L) Ready for water in 10 minutes	28130EH	-	-	1 ea 1 box	26.6 lb (12.1 kg)
	28131EH	110-120V (W/GFCI)	530 gal (2,006L)	1 ea 1 box	32.8 lb (14.9 kg)
	28132NP	220-240V	530 gal (2,006L)	1 ea 1 box	32.6 lb (14.8 kg)
	28132GN	12V	600 gal (2,271L)	1 ea 1 box	33.9 lb (15.4 kg)

SPECIFICATIONS	ITEM #	VOLTAGE	FILTER PUMP	CASE PACK	CASE WEIGHT
----------------	--------	---------	-------------	-----------	-------------

13' X 33" (3.96m x 84cm) Approximate set-up size	28143NP	-	-	1 ea 1 box	31.5 lb (14.3 kg)
Water capacity (80%): 1,926 gal (7,290L) Ready for water in 10 minutes	28143EH	-	-	1 ea 1 box	33.4 lb (15.2 kg)
	28141EH	110-120V (W/GFCI)	530 gal (2,006L)	1 ea 1 box	39.6 lb (18.0 kg)
	28142NP	220-240V	530 gal (2,006L)	1 ea 1 box	39.2 lb (17.8 kg)
	28142GN	12V	600 gal (2,271L)	1 ea 1 box	40.5 lb (18.4 kg)

15' X 33" (4.57m x 84cm) Approximate set-up size	28157EH	110-120V (W/GFCI)	530 gal (2,006L)	1 ea 1 box	48.6 lb (22.1 kg)
Water capacity (80%): 2,587 gal (9,792L) Ready for water in 15 minutes	28158NP	220-240V	530 gal (2,006L)	1 ea 1 box	49.5 lb (22.5 kg)
	28158GN	12V	600 gal (2,271L)	1 ea 1 box	49.5 lb (22.5 kg)



SPECIFICATIONS	ITEM #	VOLTAGE	FILTER PUMP	LADDER	SAFETY LADDER	GROUND CLOTH	POOL COVER	CASE PACK	CASE WEIGHT
----------------	--------	---------	-------------	--------	---------------	--------------	------------	-----------	-------------

15' X 42" (4.57m x 1.07m) Approximate set-up size	26165EH	110-120V (W/GFCI)	1,000 gal (3,785L)	✓	-	✓	✓	1 ea 1 box	88.2 lb (40.1 kg)
Water capacity (80%): 3,284 gal (12,430L) Ready for water in 15 minutes	26166NP	220-240V	1,000 gal (3,785L)	-	✓	✓	✓	1 ea 1 box	94.6 lb (43.0 kg)
	26166GN	12V	900 gal (3,407L)	-	✓	✓	✓	1 ea 1 box	97.0 lb (44.1 kg)

15' X 48" (4.57m x 1.22m) Approximate set-up size	26167EH	110-120V (W/GFCI)	1,000 gal (3,785L)	✓	-	✓	✓	1 ea 1 box	94.2 lb (42.8 kg)
Water capacity (80%): 3,736 gal (14,141L) Ready for water in 15 minutes	26168NP	220-240V	1,000 gal (3,785L)	-	✓	✓	✓	1 ea 1 box	101.0 lb (45.9 kg)
	26168GN	12V	900 gal (3,407L)	-	✓	✓	✓	1 ea 1 box	104.3 lb (47.4 kg)

18' X 48" (5.49m x 1.22m) Approximate set-up size	26175EH	110-120V (W/GFCI)	1,500 gal (5,678L)	✓	-	✓	✓	1 ea 1 box	130.7 lb (59.4 kg)
Water capacity (80%): 5,455 gal (20,647L) Ready for water in 30 minutes									

METAL FRAME™ POOLS


Canopy Metal Frame™ Pools:  AGE 3+



Built-in sprayer keeps kids cool



Easy-to-install canopy



PUNCTURE-RESISTANT
3-ply material

Canopy Metal Frame™ Pool

This kiddie pool offers watery fun with protection from the sun. The easy-to-install canopy is UPF 50+ shaded, and the polymer material of the pool is UV stabilized. The canopy even features a sprayer to beat the heat. Innovative T-joints make the pool itself a snap to put together. Meanwhile, the snug fit of the pool's outer layer keeps the frame moisture and rust free.

SPECIFICATIONS

ITEM #

CASE PACK

CASE WEIGHT

6' x 15"
(1.83m x 38cm)

Approximate set-up size

Water capacity (80%): 185 gal (700L)
Ready for water in 10 minutes

28209NP

1 ea 1 box

18.7 lb (8.5 kg)

28209EP

1 ea 1 box


18.7 lb (8.5 kg)



Beachside Metal Frame™ Pool

Beachside Metal Frame™ Pools:  AGE 6+

Realistic photo printing on the pool bottom



PUNCTURE-RESISTANT
3-ply material



INNOVATIVE T-JOINT
Precision engineered

Our Beachside Metal Frame™ Pool brings the ocean right into your customer's backyard. Thanks to captivating photo-realistic print, the pool's sidewalls and floor feature a vibrant seascape that blends right in with the water. A sturdy steel frame matches those striking aesthetics with reliable durability. And setup is a snap with the innovative T-joint design, leaving more time for fun in the sun.

SPECIFICATIONS

10' x 30"
(3.05m x 76cm)

Approximate set-up size

Water capacity (90%):
1,185 gal (4,485L)
Ready for water in 30 minutes



ITEM #

VOLTAGE

FILTER PUMP

CASE PACK

CASE WEIGHT

28206NP

-

-

1 ea 1 box

38.3 lb (17.4 kg)

28206EH

-

-

1 ea 1 box

40.0 lb (18.2 kg)

28207

110-120V

330 gal (1,250L)

1 ea 1 box

42.5 lb (19.3 kg)

28207EH

110-120V
(W/GFCI)

330 gal (1,250L)

1 ea 1 box

44.7 lb (20.3 kg)

28208NP

220-240V

330 gal (1,250L)

1 ea 1 box

43.3 lb (19.7 kg)

28208GN

12V

330 gal (1,250L)

1 ea 1 box


44.0 lb (20.0 kg)

METAL FRAME™ POOLS




Metal Frame™ Pools:  AGE 6+

Our Metal Frame™ pools are a good choice for beating the heat all summer long. These pools feature strong and durable steel frames that are built to last. SUPER-TOUGH™ laminated sidewalls are reinforced with an all-around band to keep frame legs firmly in place. With their sturdy construction and easy setup, these pools are the perfect addition to any backyard.



PUNCTURE-RESISTANT
3-ply material



PUNCTURE-RESISTANT
3-ply material



SPECIFICATIONS

ITEM #	VOLTAGE	FILTER PUMP	CASE PACK	CASE WEIGHT
28200NP	-	-	1 ea 1 box	38.3 lb (17.4 kg)
28200EH	-	-	1 ea 1 box	40.0 lb (18.2 kg)
28201	110-120V	330 gal (1,250L)	1 ea 1 box	42.5 lb (19.3 kg)
28201EH	110-120V (W/GFCI)	330 gal (1,250L)	1 ea 1 box	44.7 lb (20.3 kg)
28202NP	220-240V	330 gal (1,250L)	1 ea 1 box	43.3 lb (19.7 kg)
28202GN	12V	330 gal (1,250L)	1 ea 1 box	44.0 lb (20.0 kg)


10' X 30" (3.05m x 76cm) Approximate set-up size Water capacity (90%): 1,185 gal (4,485L) Ready for water in 30 minutes	28210NP	-	-	1 ea 1 box	48.2 lb (21.9 kg)
	28210EH	-	-	1 ea 1 box	50.2 lb (22.8 kg)
	28211	110-120V	530 gal (2,006L)	1 ea 1 box	53.9 lb (24.5 kg)
	28211EH	110-120V (W/GFCI)	530 gal (2,006L)	1 ea 1 box	55.7 lb (25.3 kg)
	28212NP	220-240V	530 gal (2,006L)	1 ea 1 box	55.4 lb (25.2 kg)
	28212GN	12V	600 gal (2,271L)	1 ea 1 box	57.0 lb (25.9 kg)



SPECIFICATIONS

8' x 20" (2.44m x 51cm) Approximate set-up size Water capacity (80%): 483 gal (1,828L) Ready for water in 30 minutes	28205NP	●	1 ea 1 box	20.2 lb (9.2 kg)
	28205EH	●	1 ea 1 box	21.9 lb (10.0 kg)

8' x 30" (2.44m x 76cm) Approximate set-up size Water capacity (90%): 751 gal (2,843L) Ready for water in 30 minutes	28290NP	●	1 ea 1 box	25.5 lb (11.6 kg)
	28290EH	●	1 ea 1 box	27.1 lb (12.3 kg)



PUNCTURE-RESISTANT
3-ply material



INNOVATIVE T-JOINT
Precision engineered



SPECIFICATIONS

ITEM #	VOLTAGE	FILTER PUMP	LADDER	SAFETY LADDER	GROUND CLOTH	POOL COVER	CASE PACK	CASE WEIGHT
28241EH	110-120V (W/GFCI)	1,000 gal (3,785L)	✓	-	✓	✓	1 ea 1 box	145.6 lb (66.2 kg)
28242NP	220-240V	1,000 gal (3,785L)	-	✓	✓	✓	1 ea 1 box	151.6 lb (68.9 kg)
28242GN	12V	900 gal (3,407L)	-	✓	✓	✓	1 ea 1 box	153.3 lb (69.7 kg)

15' x 48"
(4.57m x 1.22m)
Approximate set-up size
Water capacity (90%):
4,440 gal (16,805L)
Ready for water in 45 minutes



PREMIUM Pool Series

Constructed with SuperTough™ puncture-resistant 3-ply liner material and strong, powder-coated frames, our Premium pool series comes in a range of shapes and sizes. Each pool also is designed to enhance the look of most backyards.



PRISM FRAME™



CHEVRON PRISM FRAME™




GRAPHITE GRAY PANEL™



PRISM FRAME™
PREMIUM
POOLS

Prism Frame™ Premium Pools:  AGE 6+



PUNCTURE-RESISTANT
3-ply material



INNOVATIVE T-JOINT
Precision engineered



SPECIFICATIONS

ITEM #	VOLTAGE	FILTER PUMP	CASE PACK	CASE WEIGHT
26700NP	-	-	1 ea 1 box	37.5 lb (17.1 kg)
26700EH	-	-	1 ea 1 box	39.4 lb (17.9 kg)
26701	110-120V	330 gal (1,250L)	1 ea 1 box	41.8 lb (19.0 kg)
26701EH	110-120V (W/GFCI)	330 gal (1,250L)	1 ea 1 box	44.0 lb (20.0 kg)
26702NP	220-240V	330 gal (1,250L)	1 ea 1 box	42.9 lb (19.5 kg)
26702GN	12V	330 gal (1,250L)	1 ea 1 box	43.3 lb (19.7 kg)

12' X 30"
(3.66m x 76cm)

Approximate set-up size

Water capacity (90%):
1,718 gal (6,503L)
Ready for water in
30 minutes

26710NP	-	-	1 ea 1 box	47.7 lb (21.7 kg)
26710EH	-	-	1 ea 1 box	49.3 lb (22.4 kg)
26711	110-120V	530 gal (2,006L)	1 ea 1 box	53.2 lb (24.2 kg)
26711EH	110-120V (W/GFCI)	530 gal (2,006L)	1 ea 1 box	54.8 lb (24.9 kg)
26712NP	220-240V	530 gal (2,006L)	1 ea 1 box	54.8 lb (24.9 kg)
26712GN	12V	600 gal (2,271L)	1 ea 1 box	56.1 lb (25.5 kg)



SPECIFICATIONS

ITEM #	VOLTAGE	FILTER PUMP	LADDER	SAFETY LADDER	GROUND CLOTH	POOL COVER	CASE PACK	CASE WEIGHT
26715	110-120V	530 gal (2,006L)	✓	-	-	-	1 ea 1 box	81.4 lb (37.0 kg)
26716NP	220-240V	530 gal (2,006L)	-	✓	-	-	1 ea 1 box	88.9 lb (40.4 kg)
26716GN	12V	600 gal (2,271L)	-	✓	-	-	1 ea 1 box	90.6 lb (41.2 kg)

14' X 42"
(4.27m x 1.07m)

Approximate set-up size

Water capacity (90%):
3,357 gal (12,706L)
Ready for water in 45 minutes

26719EH	110-120V (W/GFCI)	1,000 gal (3,785L)	✓	-	✓	✓	1 ea 1 box	128.7 lb (58.5 kg)
26720NP	220-240V	1,000 gal (3,785L)	-	✓	✓	✓	1 ea 1 box	134.4 lb (61.1 kg)
26720GN	12V	900 gal (3,407L)	-	✓	✓	✓	1 ea 1 box	137.1 lb (62.3 kg)

15' X 42"
(4.57m x 1.07m)

Approximate set-up size

Water capacity (90%):
3,861 gal (14,614L)
Ready for water in 45 minutes

26723EH	110-120V (W/GFCI)	1,000 gal (3,785L)	✓	-	✓	✓	1 ea 1 box	137.9 lb (62.7 kg)
26724NP	220-240V	1,000 gal (3,785L)	-	✓	✓	✓	1 ea 1 box	143.7 lb (65.3 kg)
26724GN	12V	900 gal (3,407L)	-	✓	✓	✓	1 ea 1 box	145.4 lb (66.1 kg)

15' X 48"
(4.57m x 1.22m)

Approximate set-up size

Water capacity (90%):
4,440 gal (16,805L)
Ready for water in 45 minutes

26725EH	110-120V (W/GFCI)	1,000 gal (3,785L)	✓	-	✓	✓	1 ea 1 box	151.4 lb (68.8 kg)
26726NP	220-240V	1,000 gal (3,785L)	-	✓	✓	✓	1 ea 1 box	158.4 lb (72.0kg)
26726GN	12V	900 gal (3,407L)	-	✓	✓	✓	1 ea 1 box	160.6 lb (73.0 kg)



SPECIFICATIONS

ITEM #	VOLTAGE	FILTER PUMP	LADDER	SAFETY LADDER	GROUND CLOTH	POOL COVER	CASE PACK	CASE WEIGHT
26731EH	110-120V (W/GFCI)	1,500 gal (5,678L)	✓	-	✓	✓	1 ea 1 box	206.8 lb (94.0 kg)
26732NP	220-240V	1,500 gal (5,678L)	-	✓	✓	✓	1 ea 1 box	215.6 lb (98.0 kg)
26732GN	12V	1,500 gal (5,678L)	-	✓	✓	✓	1 ea 1 box	218.2 lb (99.2 kg)

20' X 52"
(6.10m x 1.32m)

Approximate set-up size

Water capacity (90%):
8,638 gal (32,695L)
Ready for water in 60 minutes

26755EH	110-120V (W/GFCI)	1,500 gal (5,678L)	✓	-	✓	✓	1 ea 1 box	247.9 lb (112.7 kg)
26756NP	220-240V	1,500 gal (5,678L)	-	✓	✓	✓	1 ea 1 box	255.2 lb (116.0 kg)
26756GN	12V	1,500 gal (5,678L)	-	✓	✓	✓	1 ea 1 box	257.8 lb (117.2 kg)

PRISM FRAME™ RECTANGULAR PREMIUM POOL




Prism Frame™ Premium Pools:  AGE 6+


Our Prism Frame™ Rectangular Pools provides optimal swimming space with backyard-enhancing aesthetics. Constructed with SuperTough™ puncture-resistant 3-ply material, the inside liner also features an attractive mosaic tile pattern. Families can rely on the sturdy INTEX® Prism Frame™ Rectangular pool for solid summer fun!



LARGE PROFILE FRAME
for enhanced strength



PUNCTURE-RESISTANT
3-ply material



530 - 1000 GPH
(2006 - 3785 LPH)
Filtration

Prism Frame™ Premium Pool set completely filters the pool's water in under 5 hours!

530 gal (2,006 L) filter pump included in the 9'10" x 5'9" x 31½" (3.00m x 1.75m x 80cm)



SPECIFICATIONS	ITEM #	VOLTAGE	FILTER PUMP	LADDER	SAFETY LADDER	GROUND CLOTH	POOL COVER	CASE PACK	CASE WEIGHT
9'10" X 5'9" x 31½" (3.00m x 1.75m x 80cm) Approximate set-up size	26784NP	220-240V	530 gal (2,006L)	✓	–	–	–	1 ea 1 box	102.5 lb (46.6 kg)
Water capacity (90%): 935 gal (3,539L) Ready for water in 45 minutes	26784GN	12V	600 gal (2,271L)	✓	–	–	–	1 ea 1 box	105.6 lb (48.0 kg)
13'1½" X 6'6¾" x 39½" (4.00m x 2.00m x 1.00m) Approximate set-up size	26788NP	220-240V	530 gal (2,006L)	–	✓	–	–	1 ea 1 box	146.5 lb (66.6 kg)
Water capacity (90%): 1,806 gal (6,836L) Ready for water in 45 minutes	26788GN	12V	600 gal (2,271L)	–	✓	–	–	1 ea 1 box	147.8 lb (67.2 kg)
13'1½" X 6'6¾" x 48" (4.00m x 2.00m x 1.22m) Approximate set-up size	26790NP	220-240V	530 gal (2,006L)	–	✓	–	–	1 ea 1 box	186.1 lb (84.6 kg)
Water capacity (90%): 2,224 gal (8,418L) Ready for water in 45 minutes	26790GN	12V	600 gal (2,271L)	–	✓	–	–	1 ea 1 box	188.8 lb (85.8 kg)
16' X 8' x 42" (4.88m x 2.44m x 1.07m) Approximate set-up size	26791EH	110-120V (W/GFCI)	1,000 gal (3,785L)	✓	–	✓	✓	1 ea 1 box	180.2 lb (81.9 kg)
Water capacity (90%): 2,873 gal (10,874L) Ready for water in 60 minutes	26792NP	220-240V	1,000 gal (3,785L)	–	✓	✓	✓	1 ea 1 box	186.1 lb (84.6 kg)
	26792GN	12V	900 gal (3,407L)	–	✓	✓	✓	1 ea 1 box	188.5 lb (85.7 kg)



Prism Frame™ Premium Pools:  AGE 6+


These elegantly shaped pools with 48" high walls provide a great combination of size and water volume for a great backyard pool. Paired with a powerful 1500 GPH pump with HydroAeration™ Technology, the Prism Frame™ Oval pools are sure to provide a pristine pool experience.



LARGE PROFILE FRAME
for enhanced strength



PUNCTURE-RESISTANT
3-ply material



1500 GPH (5678 LPH)
Filtration

Prism Frame™
Oval Premium Pool set
completely filters the
pool's water in under
4 hours!

1,500 gal (5,678 L) filter
pump included in the
16'6" x 9' x 48"
(5.03m x 2.74m x 1.22m)
and 20' x 10' x 48"
(6.10m x 3.05m x 1.22m)




SPECIFICATIONS

SPECIFICATIONS		ITEM #	VOLTAGE	FILTER PUMP	SAFETY LADDER	GROUND CLOTH	POOL COVER	CASE PACK	CASE WEIGHT
16'6" X 9' X 48" (5.03m X 2.74m X 1.22m) Approximate Set-Up Size	26796NP	220-240V	1,500 gal (5,678L)	✓	✓	✓	1 ea 1 box	243.3 lb (110.6 kg)	
	26796GN	12V	1,500 gal (5,678L)	✓	✓	✓	1 ea 1 box	246.0 lb (111.8 kg)	
20' X 10' X 48" (6.10m X 3.05m X 1.22m) Approximate Set-Up Size	26798NP	220-240V	1,500 gal (5,678L)	✓	✓	✓	1 ea 1 box	282.5 lb (128.4 kg)	
	26798GN	12V	1,500 gal (5,678L)	✓	✓	✓	1 ea 1 box	285.3 lb (129.7 kg)	



PRISM FRAME™ GREYWOOD PREMIUM POOL




Prism Frame™ Premium Pools:  AGE 6+

The Greywood Prism Frame™ Pool brings a level of elegance to one of our most popular and reputable lines. Thanks to our industry-leading realistic print technology, the sophisticated Greywood woodgrain pattern complements the pool's sturdy, round frame, conveying strength and class. Setup is simple, as innovative T-joints eliminate the need for pins.




LARGE PROFILE FRAME
for enhanced strength



PUNCTURE-RESISTANT
3-ply material



INNOVATIVE T-JOINT
Precision engineered



**1000 - 1500 GPH
(3785 - 5678 LPH)**
Filtration

Greywood Prism Frame™ Premium Pool set completely filters the pool's water in under 6 hours!

1,000 gal (3,785 L) filter pump included in the 15' x 48" (4.57m x 1.22m)



SPECIFICATIONS

15' X 48"
(4.57m X 1.22m)
Approximate Set-Up Size

Water Capacity (90%):
4,440 gal (16,805L)
Ready For Water In 45 Minutes

ITEM #	VOLTAGE	FILTER PUMP	LADDER	SAFETY LADDER	GROUND CLOTH	POOL COVER	CASE PACK	CASE WEIGHT
26741EH	110-120V (W/GFCI)	1,000 gal (3,785L)	✓	–	✓	✓	1 ea 1 box	151.4 lb (68.8 kg)
26742NP	220-240V	1,000 gal (3,785L)	–	✓	✓	✓	1 ea 1 box	158.4 lb (72.0 kg)
26742GN	12V	900 gal (3,407L)	–	✓	✓	✓	1 ea 1 box	160.6 lb (73.0 kg)
26743EH	110-120V (W/GFCI)	1,500 gal (5,678L)	✓	–	✓	✓	1 ea 1 box	206.8 lb (94.0 kg)
26744NP	220-240V	1,500 gal (5,678L)	–	✓	✓	✓	1 ea 1 box	215.6 lb (98.0 kg)
26744GN	12V	1,500 gal (5,678L)	–	✓	✓	✓	1 ea 1 box	218.0 lb (99.1 kg)

18' X 48"
(5.49m X 1.22m)
Approximate Set-Up Size

Water Capacity (90%):
6,423 gal (24,311L)
Ready For Water In 60 Minutes




PRISM FRAME™ CLEARVIEW PREMIUM POOL




Prism Frame™ Premium Pools:  AGE 6+

It's a pool with a view! Swimmers and bystanders can have added fun using the panoramic window on the Prism Frame™ Clearview Premium Pool to interact. For durability, the pool features all the hallmarks of the Prism Frame™ line, including strong frames with powder coating for rust protection and puncture-resistant 3-ply liner material. Plus, its innovative T-joints mean easy assembly.




LARGE PROFILE FRAME
for enhanced strength




PUNCTURE-RESISTANT
3-ply material



INNOVATIVE T-JOINT
Precision engineered



**1000 - 1500 GPH
(3785 - 5678 LPH)**
Filtration









All around panoramic window

Prism Frame™ ClearView Premium Pool set completely filters the pool's water in under 4 hours!

1,000 gal (3,785 L) filter pump included in the 14' x 42" (4.27m x 1.07m)



SPECIFICATIONS	ITEM #	VOLTAGE	FILTER PUMP	LADDER	SAFETY LADDER	GROUND CLOTH	POOL COVER	CASE PACK	CASE WEIGHT	
14' X 42" (4.27m x 1.07m) Approximate set-up size Water capacity (90%): 3,357 gal (12,706L) Ready for water in 45 minutes	26721EH	110-120V (W/GFCI)	1,000 gal (3,785L)	✓	–	✓	✓	1 ea 1 box	139.5 lb (63.4 kg)	
	26722NP	220-240V	1,000 gal (3,785L)	–	✓	✓	✓	1 ea 1 box	145.6 lb (66.2 kg)	
	26722GN	12V	900 gal (3,407L)	–	✓	✓	✓	1 ea 1 box	148.1 lb (67.3 kg)	
16' X 48" (4.88m x 1.22m) Approximate set-up size Water capacity (90%): 5,061 gal (19,156L) Ready for water in 45 minutes	26729EH	110-120V (W/GFCI)	1,500 gal (5,678L)	✓	–	✓	✓	1 ea 1 box	184.4 lb (83.8 kg)	
	26730NP	220-240V	1,500 gal (5,678L)	–	✓	✓	✓	1 ea 1 box	192.1 lb (87.3 kg)	
	26730GN	12V	1,500 gal (5,678L)	–	✓	✓	✓	1 ea 1 box	197.8 lb (89.9 kg)	




PRISM FRAME™ CHEVRON PREMIUM POOL




Prism Frame™ Premium Pools:  AGE 6+

The Chevron Prism Frame™ Pool showcases familiar, attractive pattern to go with the line's standard quality features. In bright, pastel colors, the chevron design ties the pool together with other backyard elements. Meanwhile, powder-coated rust protection, puncture-resistant 3-ply liner material, and easy-assembly T-joints deliver the durability and simplicity expected of Prism Frame™ Premium pools.




LARGE PROFILE FRAME
for enhanced strength



PUNCTURE-RESISTANT
3-ply material



INNOVATIVE T-JOINT
Precision engineered



1500 GPH (5678 LPH)
Filtration

Chevron Prism Frame™ Pool set completely filters the pool's water in under 5 hours!









1,500 gal (5,678 L) filter pump included in the 16' x 48" (4.88m x 1.22m)



SPECIFICATIONS

16' X 48"
(4.88m x 1.22m)
Approximate set-up size

Water capacity (90%):
5,061 gal (19,156L)
Ready for water in 45 minutes

								
	VOLTAGE	FILTER PUMP	LADDER	SAFETY LADDER	GROUND CLOTH	POOL COVER	CASE PACK	CASE WEIGHT
26745EH	110-120V (W/GFCI)	1,500 gal (5,678L)	✓	–	✓	✓	1 ea 1 box	172.3 lb (78.3 kg)
26746NP	220-240V	1,500 gal (5,678L)	–	✓	✓	✓	1 ea 1 box	182.6 lb (83.0 kg)
26746GN	12V	1,500 gal (5,678L)	–	✓	✓	✓	1 ea 1 box	185.0 lb (84.1 kg)



PRISM FRAME™ CHEVRON RECTANGULAR PREMIUM POOL




Prism Frame™ Premium Pools:  AGE 6+


As it does on our round Prism Frame™ Premium Pool, the popular chevron pattern infuses the rectangular version with additional elegance. In substance, the Chevron Prism Frame™ Rectangular Premium Pool bears all the widely recognized Prism Frame hallmarks, such as powder-coated rust protection, puncture-resistant 3-ply liner material, and easy-assembly T-joints. The familiar chevron zig-zag design elevates its aesthetic impact, making it a nice addition to any backyard.



LARGE PROFILE FRAME
for enhanced strength



PUNCTURE-RESISTANT
3-ply material



530 - 600 GPH
(2006 - 2271 LPH)
Filtration

Chevron Prism Frame™ Rectangular Premium Pool set completely filters the pool's water in under 4 hours!

530 gal (2,006 L) filter pump included in the 13'1½" x 6'6¾" x 39½" (4.00m x 2.00m x 1.00m)









SPECIFICATIONS

13'1½" X 6'6¾" x 39½"
(4.00m x 2.00m x 1.00m)

Approximate set-up size

Water capacity (90%): 1,806 gal (6,836L)
Ready for water in 45 minutes

							
SPECIFICATIONS	ITEM #	VOLTAGE	FILTER PUMP	LADDER	SAFETY LADDER	CASE PACK	CASE WEIGHT
	26779EH	110-120V (W/GFCI)	530 gal (2,006L)	✓	-	1 ea 1 box	139.0 lb (63.2 kg)
	26780NP	220-240V	530 gal (2,006L)	-	✓	1 ea 1 box	144.8 lb (65.8 kg)
	26780GN	12V	600 gal (2,271L)	-	✓	1 ea 1 box	146.7 lb (66.7 kg)



GRAPHITE GRAY PANEL™ PREMIUM POOL



Prism Frame™ Premium Pools:  AGE 6+

Following the latest color trends in exterior decking and home siding, the Graphite Gray Panel™ Pool offers the appearance of a high-end, custom-built swimming pool at a reasonable price point. The panels have the look of real wood, but they are made of high-density plastic, eliminating the need for weather staining or termite protection. Best of all, the Graphite Gray Panel™ Pool is easy to assemble and comes equipped with our highest-grade pool accessories, including the Krystal Clear® Sand Filter Pump.




Realistic wood pattern with reinforced panel support system



PUNCTURE-RESISTANT
3-ply material



INNOVATIVE T-JOINT
Precision engineered



1500 GPH (5678 LPH)
Filtration











15'8" x 49" (4.78m x 1.24m)
Graphite Gray Panel™ Pool comes with the 1,500 gal (5.7m³) per hour Sand Filter Pump, which promises to keep pool water crystal clear!

SPECIFICATIONS

15'8" X 49"
(4.78m x 1.24m)
Approximate set-up size

Water capacity (90%):
4,440 gal (16,805L)
Ready for water in 120 minutes

									
	ITEM #	VOLTAGE	SAND FILTER PUMP	LADDER	SAFETY LADDER	GROUND CLOTH	POOL COVER	CASE PACK	CASE WEIGHT
	26383EH	110-120V (W/GFCI)	1,500 gal (5.7m³)	✓	–	✓	✓	1 ea 1 box	454.5 lb (206.6 kg)
	26384NP	220-240V	1,500 gal (5.7m³)	–	✓	✓	✓	1 ea 1 box	458.3 lb (208.3 kg)
	26384GS	220-240V (W/RCD)	1,500 gal (5.7m³)	–	✓	✓	✓	1 ea 1 box	461.1 lb (209.6 kg)



DELUXE Pool Series

Our Deluxe Pool Series are uniquely designed to offer you the ultimate performance and user experience. Constructed with SuperTough™ puncture-resistant 3-ply liner material and high quality galvanized steel frames, these pools are engineered for long-lasting summers of fun.



ULTRA XTR® FRAME




ULTRA XTR® FRAME POOL




T-JOINT
Precision engineered



EASY LOCK SYSTEM™
Snaps together with no additional tools



INNOVATIVE FRAME DESIGN
Sturdy, durable and unique



PUNCTURE-RESISTANT
3-ply material



Ultra XTR® Frame Pools: AGE 6+

EXPERIENCE THE ULTRA DIFFERENCE

An innovative frame design combines high-quality galvanized steel with a precision-engineered locking system, enhancing the overall quality, durability and stability of the pools.

• Encapsulating inner and outer powder coating ensures the ultimate resistance to rust

• Easy to assemble – frame components simply snap together with no locking pins needed

• Extra strong and durable liner

• Equipped with Krystal Clear® Sand Filter Pump with Hydro Aeration™ Technology

• 2-year warranty that guarantees a peace of mind pool ownership




24' x 52" (7.32m x 1.32m)
Ultra XTR® Frame Pool comes with the 2,800 gal (10.5m³) per hour Sand Filter Pump, which promises to keep pool water crystal clear!



SPECIFICATIONS

	ITEM #	VOLTAGE	SAND FILTER PUMP	LADDER	SAFETY LADDER	GROUND CLOTH	POOL COVER	CASE PACK	CASE WEIGHT
16' X 48" (4.88m x 1.22m) Approximate set-up size Water capacity (90%): 5,061 gal (19,156L) Ready for water in 45 minutes	26325EH	110-120V (W/GFCI)	1,500 gal (5.7m³)	✓	–	✓	✓	1 ea 1 box	213.8 lb (97.2 kg)
	26326NP	220-240V	1,500 gal (5.7m³)	–	✓	✓	✓	1 ea 1 box	220.7 lb (100.3 kg)
	26326GN	220-240V (W/RCD)	1,500 gal (5.7m³)	–	✓	✓	✓	1 ea 1 box	222.2 lb (101.0 kg)
18' X 52" (5.49m x 1.32m) Approximate set-up size Water capacity (90%): 6,981 gal (26,423L) Ready for water in 60 minutes	26329EH	110-120V (W/GFCI)	2,100 gal (7.9m³)	✓	–	✓	✓	1 ea 1 box	269.9 lb (122.7 kg)
	26330NP	220-240V	2,100 gal (7.9m³)	–	✓	✓	✓	1 ea 1 box	275.0 lb (125.0 kg)
	26330GN	220-240V (W/RCD)	2,100 gal (7.9m³)	–	✓	✓	✓	1 ea 1 box	276.5 lb (125.7 kg)
20' X 48" (6.10m x 1.22m) Approximate set-up size Water capacity (90%): 7,947 gal (30,079L) Ready for water in 60 minutes	26333EH	110-120V (W/GFCI)	2,100 gal (7.9m³)	✓	–	✓	✓	1 ea 1 box	280.7 lb (127.6 kg)
	26334NP	220-240V	2,100 gal (7.9m³)	–	✓	✓	✓	1 ea 1 box	287.1 lb (130.5 kg)
	26334GN	220-240V (W/RCD)	2,100 gal (7.9m³)	–	✓	✓	✓	1 ea 1 box	288.2 lb (131.0 kg)
24' X 52" (7.32m x 1.32m) Approximate set-up size Water capacity (90%): 12,481 gal (47,241L) Ready for water in 60 minutes	26339EH	110-120V (W/GFCI)	2,800 gal (10.5m³)	✓	–	✓	✓	1 ea 1 box	364.5 lb (165.7 kg)
	26340NP	220-240V	2,800 gal (10.5m³)	–	✓	✓	✓	1 ea 1 box	369.2 lb (167.8 kg)
	26340GN	220-240V (W/RCD)	2,800 gal (10.5m³)	–	✓	✓	✓	1 ea 1 box	370.9 lb (168.6 kg)

A large rectangular inflatable pool, part of the Intex Deluxe Pool Series, is shown. It has a dark grey frame and black legs. The pool is filled with blue water and is set up on a white surface. The Intex logo is visible on the side of the pool.

Ultra XTR® Frame Pools:  **AGE 6+**











Our Ultra XTR® Rectangular Frame Pool eclipses its class as the ultimate above ground pool swimming experience. Its classic rectangular shape evokes the water capacity and swimming space of some in-ground pools. Stylistically, its elegant dark-gray liner, water-blue tile print interior, and brilliant white copings are a transformative ensemble.

A 3D perspective diagram of a mechanical assembly. It shows a cylindrical component on the left with a smaller, angled part attached to its side. A blue arrow points downwards from the bottom of this angled part. To the right, another cylindrical component is shown, also with a blue arrow pointing downwards from its bottom. The background is white.

A diagram of a pipe with shear stress distribution. Blue arrows of varying lengths are shown along the length of the pipe, indicating the direction and relative magnitude of the shear stress. The arrows are longer at the outer surface and shorter towards the center, illustrating a linear distribution.



Specifications									
	Item #	Voltage	Sand Filter Pump	Ladder	Safety Ladder	Ground Cloth	Pool Cover	Case Pack	Case Weight
18' X 9' x 52" (5.49m x 2.74m x 1.32m) Approximate set-up size Water capacity (90%): 4,545 gal (17,203L) Ready for water in 60 minutes	26355EH	110-120V (W/GFCI)	1,500 gal (5.7m³)	✓	–	✓	✓	1 ea 1 box	276.1 lb (125.5 kg)
	26356NP	220-240V	1,500 gal (5.7m³)	–	✓	✓	✓	1 ea 1 box	281.6 lb (128.0 kg)
	26356GN	220-240V (W/RCD)	1,500 gal (5.7m³)	–	✓	✓	✓	1 ea 1 box	283.6 lb (128.9 kg)
24' X 12' x 52" (7.32m x 3.66m x 1.32m) Approximate set-up size Water capacity (90%): 8,403 gal (31,805L) Ready for water in 60 minutes	26363EH	110-120V (W/GFCI)	2,100 gal (7.9m³)	✓	–	✓	✓	1 ea 1 box	400.6 lb (182.1 kg)
	26364NP	220-240V	2,100 gal (7.9m³)	–	✓	✓	✓	1 ea 1 box	405.7 lb (184.4 kg)
	26364GN	220-240V (W/RCD)	2,100 gal (7.9m³)	–	✓	✓	✓	1 ea 1 box	407.4 lb (185.2 kg)
32' X 16' x 52" (9.75m x 4.88m x 1.32m) Approximate set-up size Water capacity (90%): 14,364 gal (54,368L) Ready for water in 90 minutes	26373EH	110-120V (W/GFCI)	2,800 gal (10.5m³)	✓	–	✓	✓	1 ea 1 box	548.2 lb (249.2 kg)
	26374NP	220-240V	2,800 gal (10.5m³)	–	✓	✓	✓	1 ea 1 box	570.9 lb (259.5 kg)
	26374GN	220-240V (W/RCD)	2,800 gal (10.5m³)	–	✓	✓	✓	1 ea 1 box	572.0 lb (260.0 kg)

<div><div></div><div></div><div></div><div></div><div></div><div></div><div></div><div></div><div></div><div></div></div>											
SPECIFICATIONS	ITEM #	VOLTAGE	SAND FILTER PUMP & SALTWATER SYSTEM	LADDER	SAFETY LADDER	GROUND CLOTH	POOL COVER	DELUXE POOL MAINTENANCE KIT	VOLLEYBALL SET	CASE PACK	CASE WEIGHT
<div>24' X 12' x 52"</div> <div>(7.32m x 3.66m x 1.32m)</div> <div>Approximate set-up size</div>	26367EH	110-120V (W/GFCI)	2,100 gal (7.9m³)	✓	–	✓	✓	✓	✓	1 ea 2 boxes	438.9 lb (199.5 kg)
<div>Water capacity (90%): 8,403 gal (31,805L)</div> <div>Ready for water in 60 minutes</div>	26368NP	220-240V	2,100 gal (7.9m³)	–	✓	✓	✓	✓	✓	1 ea 2 boxes	445.3 lb (202.4 kg)
<div>32' X 16' x 52"</div> <div>(9.75m x 4.88m x 1.32m)</div> <div>Approximate set-up size</div>	26377EH	110-120V (W/GFCI)	2,650 gal (10.0m³)	✓	–	✓	✓	✓	✓	1 ea 2 boxes	589.4 lb (267.9 kg)
<div>Water capacity (90%): 14,364 gal (54,368L)</div> <div>Ready for water in 90 minutes</div>	26378NP	220-240V	2,650 gal (10.0m³)	–	✓	✓	✓	✓	✓	1 ea 2 boxes	618.2 lb (281.0 kg)

Krystal Clear®
**POOLWATER
SYSTEMS**

Innovation in Pool Maintenance

Difficulty of maintenance is a huge part of the pool-owning experience. INTEX understands that the process of keeping pool water clean can be overwhelming, so we developed Krystal Clear® filtration and sanitation systems to eliminate the legwork.

TYPES

Filtration Systems

Sanitation Systems

CARTRIDGE FILTER PUMPS

MODEL **C**

- Cartridges provide excellent water filtration
- Easy to use: simply replace the old cartridge with a new one every 2 weeks
- INTEX® high quality replacement cartridges are widely available
- 24-hour auto timer on some models



SAND FILTER PUMPS

MODEL **SX**

- All natural sand provides excellent water filtration
- Economical & environmentally friendly
- Requires virtually no maintenance except replacement of sand every 5 years
- Compatible with INTEX® Fiber Ball Filtration Media
- 24-hour auto timer included



SALTWATER SYSTEM

MODEL **QS**

- Eliminates bacteria & algae from pool water using a virtually undetectable amount of all natural salt
- Much gentler on skin, eyes, clothes, and hair than packaged chlorine
- Salt is economical & much more environmentally friendly than packaged chlorine
- 24-hour auto timer included



**SALTWATER SYSTEM
WITH OZONE**

MODEL **QZ**

- Ozone is the most powerful sanitizing method for pool water
- The only 100% natural and biodegradable pool sanitizing agent
- Odorless
- Saltwater system provides residual cleaning action and soft, smooth water for swimmers
- 24-hour auto timer included



Pool Filtration System

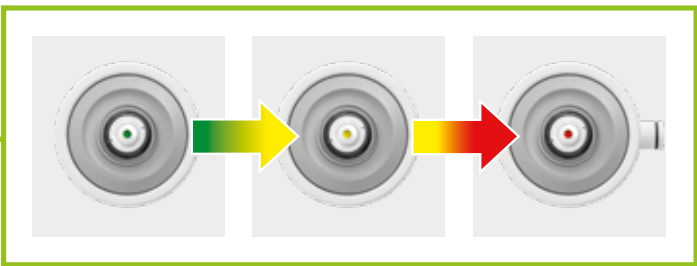
Krystal Clear®
CARTRIDGE
FILTER
PUMPS

MODEL
C



Efficient filtration is essential for a quality swim experience, and at INTEX® we settle for nothing less than pristine pool water. INTEX's line of pumps and cartridges guarantee a cleaner pool with:

- Powerful pumps in several of our most popular pool sets
- Filter cartridges with thicker, heavier paper and more pleats
- Water inlet jets for enhanced water flow back into the pool
- 2-year warranty
- Easy installation – Just hook-up hoses and plug in
- Double insulated pump
- Air release valve for air trapped inside filter chamber
- Sediment flush valve at bottom of filter chamber (26635/26636/26633/26634)
- Auto timer for easier use (26601EG/26603EG/26637EG/26635/26636/26633/26634)
- Conforms to ul/csa standards (110-120V models)
- Ce approved (220-240V models)
- BV or DEKRA approved (GS designation models)
- Shelf box



Cartridge Gauge

Easily find out if it is time to clean or change the cartridge.



Model C1000 / C1500 / C2500 Equipped with Built-in Cartridge Gauge: Lets you know when it is time to clean or change the filter cartridge.



DOE compliant timer for 110V W/GFCI models only

ITEM #	MODEL	VOLTAGE	EASY SET® POOL MODELS	FRAME™ POOL MODELS	PRISM FRAME™ RECTANGULAR POOL MODELS	PRISM FRAME™ OVAL POOL MODELS	PUMP FLOW RATE GAL (L)/HR	SYSTEM FLOW RATE GAL (L)/HR	CASE PACK	CASE WEIGHT
NEW 26601	C330	110-120V	6'8"10' (1.83m/2.44m/3.05m)	10' (3.05m)	–	–	330 gal (1,250L)	300 gal (1,136L)	4 ea	21.9 lb (10.0 kg)
NEW 26601EG	C330	110-120V (W/GFCI)	6'8"10' (1.83m/2.44m/3.05m)	10' (3.05m)	–	–	330 gal (1,250L)	300 gal (1,136L)	4 ea	23.6 lb (10.7 kg)
NEW 26602	C330	220-240V	6'8"10' (1.83m/2.44m/3.05m)	10' (3.05m)	–	–	330 gal (1,250L)	265 gal (1,003L)	4 ea	22.4 lb (10.2 kg)
NEW 26602GS	C330	12V	6'8"10' (1.83m/2.44m/3.05m)	10' (3.05m)	–	–	330 gal (1,250L)	300 gal (1,136L)	4 ea	28.9 lb (13.1 kg)
NEW 26603	C530	110-120V	12'13'15' (3.66m/3.96m/4.57m)	12' (3.66m)	9'10"/13'1½" (3.00m/4.00m)	–	530 gal (2,006L)	475 gal (1,798L)	4 ea	27.6 lb (12.6 kg)
NEW 26603EG	C530	110-120V (W/GFCI)	12'13'15' (3.66m/3.96m/4.57m)	12' (3.66m)	9'10"/13'1½" (3.00m/4.00m)	–	530 gal (2,006L)	475 gal (1,798L)	4 ea	29.6 lb (13.4 kg)
NEW 26604	C530	220-240V	12'13'15' (3.66m/3.96m/4.57m)	12' (3.66m)	9'10"/13'1½" (3.00m/4.00m)	–	530 gal (2,006L)	450 gal (1,703L)	4 ea	29.8 lb (13.6 kg)
NEW 26604GS	C600	12V	12'13'15' (3.66m/3.96m/4.57m)	12' (3.66m)	9'10"/13'1½" (3.00m/4.00m)	–	600 gal (2,271L)	500 gal (1,893L)	4 ea	40.0 lb (18.2 kg)
NEW 26637EG	C1000	110-120V (W/GFCI)	15' (4.57m)	14'15' (4.27m/4.57m)	16' x 8' (4.88m x 2.44m)	–	1,000 gal (3,785L)	750 gal (2,839L)	4 ea	34.4 lb (15.6 kg)
NEW 26638	C1000	220-240V	15' (4.57m)	14'15' (4.27m/4.57m)	16' x 8' (4.88m x 2.44m)	–	1,000 gal (3,785L)	710 gal (2,687L)	4 ea	32.1 lb (14.6 kg)
NEW 26638GS	C900	12V	15' (4.57m)	14'15' (4.27m/4.57m)	16' x 8' (4.88m x 2.44m)	–	900 gal (3,407L)	700 gal (2,650L)	4 ea	51.7 lb (23.5 kg)
NEW 26635EG	C1500	110-120V (W/GFCI)	18' (5.49m)	16'18'20' (4.88m/5.49m/6.10m)	–	16½"/20' (5.03m/6.10m)	1,500 gal (5,678L)	1,180 gal (4,466L)	1 ea	16.0 lb (7.3 kg)
NEW 26636	C1500	220-240V	18' (5.49m)	16'18'20' (4.88m/5.49m/6.10m)	–	16½"/20' (5.03m/6.10m)	1,500 gal (5,678L)	1,150 gal (4,353L)	1 ea	17.1 lb (7.8 kg)
NEW 26636GS	C1500	12V	18' (5.49m)	16'18'20' (4.88m/5.49m/6.10m)	–	16½"/20' (5.03m/6.10m)	1,500 gal (5,678L)	1,100 gal (4,164L)	1 ea	23.3 lb (10.6 kg)
NEW 26633EG	C2500	110-120V (W/GFCI)	–	–	–	–	2,500 gal (9,463L)	1,900 gal (7,192L)	1 ea	26.7 lb (12.1 kg)
NEW 26634	C2500	220-240V	–	–	–	–	2,500 gal (9,463L)	1,900 gal (7,192L)	1 ea	27.6 lb (12.5 kg)
NEW 26634GS	C2500	220-240V (W/RCD)	–	–	–	–	2,500 gal (9,463L)	1,750 gal (6,624L)	1 ea	29.7 lb (13.5 kg)

Pool Filtration System

Krystal Clear®
SAND
FILTER
PUMPS



MODEL **SX925**



MODEL **SX1500**



MODEL **SX2100**



MODEL **SX2800**



MODEL **SX3200**

Sand-based pool filtration is popular because it's effective, time-saving and cost-efficient. The sand needs replacement just once every five years, making our Krystal Clear® Sand Filter Pumps some of the easiest to maintain.



6-Way Valve



Heavy Duty Tank



Pressure Gauge



Built-in Timer



Strainer Basket
(not available for SX925 & SX1500)



Powerful Motor

FEATURES	BENEFITS
4-function for 26641/26642 6-function control	Enables pool owner to filter, backwash, rinse, recirculate, drain, & close system
24-hour automatic timer	Automatic daily setting
0.75 horse power pump 0.60 horse power pump 0.30 horse power pump 0.18 horse power pump 0.12 horse power pump	Ideal for above ground pool
GFCI unit (110-120V version)	Safety shut-off; meets UL standard
Strainer basket	Easy-cleaning, prolongs life of sand

ITEM #	MODEL	VOLTAGE	RECTANGULAR FRAME™ POOL MODELS	EASY SET® POOL MODELS	METAL FRAME™ POOL MODELS	PRISM FRAME™ POOL MODELS	PRISM FRAME™ RECTANGULAR POOL MODELS	PUMP FLOW RATE GAL (m³)/HR	SYSTEM FLOW RATE GAL (m³)/HR	CASE PACK	CASE WEIGHT
26641EG	SX925	110-120V (W/GFCI)	7'2½"/8'6½"/9'10"/14'9¼" (2.20m/2.60m/3.00m/4.50m)	6'8"/10'12'/13'/15' (1.83m/2.44m/3.05m/ 3.66m/3.96m/4.57m)	8'10'/12'/15' (2.44m/3.05m/ 3.66m/4.57m)	10'12'/14'/15' (3.05m/3.66m/ 4.27m/4.57m)	9'10"/13'1½"/16' (3.00m/4.00m/4.88m)	925 gal (3.5m³)	550 gal (2.0m³)	1 ea	18.2 lb (8.3 kg)
26642	SX925	220-240V	7'2½"/8'6½"/9'10"/14'9¼" (2.20m/2.60m/3.00m/4.50m)	6'8"/10'12'/13'/15' (1.83m/2.44m/3.05m/ 3.66m/3.96m/4.57m)	8'10'/12'/15' (2.44m/3.05m/ 3.66m/4.57m)	10'12'/14'/15' (3.05m/3.66m/ 4.27m/4.57m)	9'10"/13'1½"/16' (3.00m/4.00m/4.88m)	925 gal (3.5m³)	550 gal (2.0m³)	1 ea	18.1 lb (8.2 kg)
26642GS	SX925	220-240V (W/RCD)	7'2½"/8'6½"/9'10"/14'9¼" (2.20m/2.60m/3.00m/4.50m)	6'8"/10'12'/13'/15' (1.83m/2.44m/3.05m/ 3.66m/3.96m/4.57m)	8'10'/12'/15' (2.44m/3.05m/ 3.66m/4.57m)	10'12'/14'/15' (3.05m/3.66m/ 4.27m/4.57m)	9'10"/13'1½"/16' (3.00m/4.00m/4.88m)	925 gal (3.5m³)	500 gal (1.9m³)	1 ea	19.4 lb (8.8 kg)

***TANK SIZE: 8" (203mm) HP: 0.12 GLASS CAPACITY: 11.0 lb (5.0 kg) SAND CAPACITY: 14.3 lb (6.5 kg) FIBER BALL CAPACITY: 0.44 lb (200 g)**

ITEM #	MODEL	VOLTAGE	ULTRA XTR® FRAME POOL MODELS	ULTRA XTR® RECTANGULAR FRAME POOL MODELS	GRAPHITE GRAY PANEL™ POOL MODELS	TANK SIZE	HP	GLASS CAPACITY LB (KG)	SAND CAPACITY LB (KG)	FIBER BALL CAPACITY LB (G)	PUMP FLOW RATE GAL (m³)/HR	SYSTEM FLOW RATE GAL (m³)/HR	CASE PACK	CASE WEIGHT
26643EG	SX1500	110-120V (W/GFCI)	16' (4.88m)	18' x 9' (5.49m x 2.74m)	15'8" (4.78m)	10" (254mm)	0.18	18.5 lb (8.5 kg)	26 lb (12 kg)	0.77 lb (350 g)	1,500 gal (5.7m³)	1,050 gal (4.0m³)	1 ea	26.4 lb (12.0 kg)
26644	SX1500	220-240V	16' (4.88m)	18' x 9' (5.49m x 2.74m)	15'8" (4.78m)	10" (254mm)	0.18	18.5 lb (8.5 kg)	26 lb (12 kg)	0.77 lb (350 g)	1,500 gal (5.7m³)	1,050 gal (4.0m³)	1 ea	27.6 lb (12.5 kg)
26644GS	SX1500	220-240V (W/RCD)	16' (4.88m)	18' x 9' (5.49m x 2.74m)	15'8" (4.78m)	10" (254mm)	0.18	18.5 lb (8.5 kg)	26 lb (12 kg)	0.77 lb (350 g)	1,500 gal (5.7m³)	970 gal (3.7m³)	1 ea	30.0 lb (13.7 kg)
26645EG	SX2100	110-120V (W/GFCI)	18'/20' (5.49m/6.10m)	24' x 12' (7.32m x 3.66m)	—	12" (305mm)	0.30	35 lb (16 kg)	50 lb (23 kg)	1.43 lb (650 g)	2,100 gal (7.9m³)	1,600 gal (6.0m³)	1 ea	38.4 lb (17.5 kg)
26646	SX2100	220-240V	18'/20' (5.49m/6.10m)	24' x 12' (7.32m x 3.66m)	—	12" (305mm)	0.30	35 lb (16 kg)	50 lb (23 kg)	1.43 lb (650 g)	2,100 gal (7.9m³)	1,600 gal (6.0m³)	1 ea	39.3 lb (17.9 kg)
26646GS	SX2100	220-240V (W/RCD)	18'/20' (5.49m/6.10m)	24' x 12' (7.32m x 3.66m)	—	12" (305mm)	0.30	35 lb (16 kg)	50 lb (23 kg)	1.43 lb (650 g)	2,100 gal (7.9m³)	1,250 gal (4.7m³)	1 ea	40.9 lb (18.6 kg)
26647EG	SX2800	110-120V (W/GFCI)	24' (7.32m)	32' x 16' (9.75m x 4.88m)	—	14" (360mm)	0.60	55 lb (25 kg)	77 lb (35 kg)	2.2 lb (1000 g)	2,800 gal (10.5m³)	2,150 gal (8.0m³)	1 ea	45.8 lb (20.8 kg)
26648	SX2800	220-240V	24' (7.32m)	32' x 16' (9.75m x 4.88m)	—	14" (360mm)	0.60	55 lb (25 kg)	77 lb (35 kg)	2.2 lb (1000 g)	2,800 gal (10.5m³)	2,150 gal (8.0m³)	1 ea	46.8 lb (21.3 kg)
26648GS	SX2800	220-240V (W/RCD)	24' (7.32m)	32' x 16' (9.75m x 4.88m)	—	14" (360mm)	0.60	55 lb (25 kg)	77 lb (35 kg)	2.2 lb (1000 g)	2,800 gal (10.5m³)	1,900 gal (7.2m³)	1 ea	48.4 lb (22.0 kg)
26651EG	SX3000	110-120V (W/GFCI)	—	—	—	16" (410mm)	0.75	85 lb (38 kg)	120 lb (55 kg)	3.3 lb (1500 g)	3,000 gal (11.3m³)	2,450 gal (9.2m³)	1 ea	50.7 lb (23.1 kg)
26652	SX3200	220-240V	—	—	—	16" (410mm)	0.75	85 lb (38 kg)	120 lb (55 kg)	3.3 lb (1500 g)	3,200 gal (12.0m³)	2,450 gal (9.2m³)	1 ea	52.8 lb (24.0 kg)
26652GS	SX3200	220-240V (W/RCD)	—	—	—	16" (410mm)	0.75	85 lb (38 kg)	120 lb (55 kg)	3.3 lb (1500 g)	3,200 gal (12.0m³)	2,200 gal (8.3m³)	1 ea	54.8 lb (24.9 kg)

Pool Sanitation System

Krystal Clear®
**SALTWATER
SYSTEM**

MODEL
QS

The Low Maintenance
Pool Water Sanitation

INTEX is responsible for many inventions, but we are especially proud of the ways we've innovated pool water sanitation. From automation refinements to more efficient salt-to-chlorine ratios, our Krystal Clear® Saltwater systems are making it easier to maintain sparkling-clean pool water. And since we now manufacture our titanium cells in house, we're able to up our game, producing even better results for pool-owners.

SALTWATER SYSTEM WITH E.C.O.
(Electrocatalytic Oxidation)



MODEL **QS 500**

26667EG

- Sleek and compact casing
- Control panel with display and easy access buttons
- Added power button for convenience
- 3 self-clean modes available, 6/10/14-hr cycles
- 110-120V with GFCI
- Filtration pump flow rate required: 700-3,200 gal/h (2,650-12,112L/h)
- Chlorine output: 5 g/hr
- 24 hr. auto-clock cycle
- Shelf box; 2 ea, 40.3 lb (18.3 kg)

26668

- Same as 26667 except 220-240V
- Shelf box; 2 ea, 39.6 lb (18.0 kg)

26668GS

- Same as 26668 except 12V
- Shelf box; 1 ea, 23.1 lb (10.5 kg)

MAX POOL SIZE:
7,000 GAL (26,500L)



MODEL **QS 700 PLUS**

NEW 26687EG

- Sleek and compact casing
- Control panel with comprehensive display and user-friendly buttons
- Conveniently monitor the salt concentration and water temperature from the control panel
- Large titanium cell provides enhanced chlorine production while using a lower salt concentration
- 4 self-clean modes available, 2/4/6/10-hr cycles
- 110-120V with GFCI
- Filtration pump flow rate required: 700-3,200 gal/h (2,650-12,112L/h)
- Chlorine output: 7 g/hr
- 24 hr. auto-clock cycle
- Shelf box; 2 ea, 42.4 lb (19.3 kg)

NEW 26688

- Same as 26687 except 220-240V
- Shelf box; 2 ea, 41.6 lb (18.9 kg)

NEW 26688GS

- Same as 26688 except 12V
- Shelf box; 1 ea, 23.8 lb (10.8 kg)

MAX POOL SIZE:
7,000 GAL (26,500L)



MODEL **QS 1200**

26669EG

- Sleek and compact casing
- Control panel with display and easy access buttons
- Added power button for convenience
- 3 self-clean modes available, 6/10/14-hr cycles
- 110-120V with GFCI
- Filtration pump flow rate required: 700-3,200 gal/h (2,650-12,112L/h)
- Chlorine output: 12 g/hr
- 24 hr. auto-clock cycle
- Shelf box; 2 ea, 46.2 lb (21.0 kg)

26670

- Same as 26669 except 220-240V
- Shelf box; 2 ea, 46.4 lb (21.1 kg)

26670GS

- Same as 26670 except 12V
- Shelf box; 1 ea, 26.4 lb (12.0 kg)

MAX POOL SIZE:
15,000 GAL (56,800L)

SALTWATER SYSTEM



MODEL **QS 200**

26661EG

- Small and sleek design
- Control panel with display and easy access buttons
- Suitable for small rectangular or round pools up to 12' (3.66m)
- 1 self-clean mode available, 10 hr cycles
- 110-120V with GFCI
- Filtration pump flow rate required: 300-1,000 gal/h (1,136-3,785L/h)
- Chlorine output: 2 g/hr
- 24 hr. auto-clock cycle
- Shelf box; 2 ea, 14.3 lb (6.5 kg)

26662

- Same as 26661 except 100-240V
- Shelf box; 2 ea, 12.9 lb (5.9 kg)

26662GS

- Same as 26662 except 12V
- Shelf box; 2 ea, 13.8 lb (6.3 kg)

MAX POOL SIZE:
2,200 GAL (8,327L)



MODEL **QS 400**

26663EG

- Small and sleek design
- Control panel with display and easy access buttons
- Suitable for smaller size pools
- 3 self-clean modes available, 6/10/14-hr cycles
- 110-120V with GFCI
- Filtration pump flow rate required: 300-1,000 gal/h (1,136-3,785L/h)
- Chlorine output: 4 g/hr
- 24 hr. auto-clock cycle
- Shelf box; 2 ea, 17.9 lb (8.2 kg)

26664

- Same as 26663 except 100-240V
- Shelf box; 2 ea, 16.6 lb (7.5 kg)

26664GS

- Same as 26664 except 12V
- Shelf box; 2 ea, 21.6 lb (9.8 kg)

MAX POOL SIZE:
4,500 GAL (17,413L)

SALTWATER SYSTEM WITH OZONE

MODEL
QZ



MODEL **QZ 1100**

26665EG

- Control panel with display and easy access buttons
- Added power button for convenience
- 3 self-clean modes available, 6/10/14-hr cycles
- Redesigned water pipe for added efficiency
- 110-120V with GFCI
- Filtration pump flow rate required: 1,600-4,000 gal/h (6,056-15,140L/h)
- Chlorine output: 11 g/hr
- Ozone output: 150 mg/hr
- 24 hr. auto-clock cycle
- Shelf box; 2 ea, 50.3 lb (22.9 kg)

26666

- Same as 26665 except 220-240V
- Shelf box; 2 ea, 49.3 lb (22.4 kg)

MAX POOL SIZE:
15,000 GAL (56,800L)

Professionals know that the ultimate pool sanitation method is ozone. Only ozone provides virtually complete, instantaneous, odorless, all-natural sanitation of pool water. Ozone eliminates bacteria over 3,000 times faster than chlorine. Because it has up to 100 times the oxidizing power of chlorine, it cleans pool water without the chemical smell that swimmers often associate with chlorine.

INTEX® has brought this powerful technology together with the benefits of our saltwater system to provide your customers with the very best in above ground pool sanitation. By combining the incredible sanitizing strength of ozone with the great swimming comfort that saltwater systems provide, your customers can enjoy a truly wonderful pool ownership and great swimming experience for years.

A totally effective, odorless, effortless, all natural solution to maintaining crystal clear, soft, clean pool water... from INTEX®!

Combination System

Krystal Clear®
**POOL
FILTRATION
& SANITATION
SYSTEM**

MODEL
QX

Krystal Clear®
**SAND FILTER PUMP &
SALTWATER SYSTEM WITH E.C.O.**
(Electrocatalytic Oxidation)

Sand filters are desirable pool-cleaning solutions because they're all-natural, inexpensive and effective—and they need replacement only once every five years.

Saltwater systems with electrocatalytic oxidation (E.C.O.) are known for their ability to keep pool water clean and safe, while eliminating the harshness of traditional packaged chlorine.

INTEX has combined these two excellent systems into one product, providing above ground pool owners with ONE low-cost, low-maintenance system that will keep pools clean, safe, and comfortable for swimmers. Both systems are controlled automatically with one 24-hour timer to make daily operation carefree!



26675EG

- 110-120V with GFCI
- 14" (360mm) tank diameter
- 0.3 hp motor
- Pump flow rate 2,100 gph (7.9m³/hr)
- System flow rate 1,600 gph (6.0m³/hr)
- 77 lb (35 kg) sand capacity or 55 lb (25 kg) glass filtration media capacity or 2.2 lb (1 kg) fiber ball capacity
- Chlorine output: 7 g/hr
- 2 pieces of 1½" (38mm) hoses
- 2-year warranty
- Shelf box; 1 ea, 53.2 lb (24.2 kg)

26676

- Same as 26675 except 220-230V
- Shelf box; 1 ea, 54.3 lb (24.7 kg)

Ultra XTR® Rectangular Frame Pool Mode
24' x 12' (7.32m x 3.66m)

MAX POOL SIZE: 8,500 GAL (32,200L)



26679EG

- 110-120V with GFCI
- 16" (410mm) tank diameter
- 0.6 hp motor
- Pump flow rate 2,650 gph (10.0m³/hr)
- System flow rate 2,150 gph (8.0m³/hr)
- 120 lb (55 kg) sand capacity or 85 lb (38 kg) glass filtration media capacity or 3.3 lb (1.5 kg) fiber ball capacity
- Chlorine output: 11 g/hr
- 2 pieces of 1½" (38mm) hoses
- 2-year warranty
- Shelf box; 1 ea, 63.2 lb (28.7 kg)

26680

- Same as 26679 except 220-230V
- Shelf box; 1 ea, 64.4 lb (29.3 kg)

Ultra XTR® Rectangular Frame Pool Mode
32' x 16' (9.75m x 4.88m)

MAX POOL SIZE: 15,000 GAL (56,800L)



When the saltwater system is installed, a measured quantity of salt is added and dissolved in the pool water, resulting in a low salt concentration (approx. 3,000 ppm salinity).








As the filter pump is circulating pool water during daily filtration, the saline water passes through the saltwater system that converts the dissolved salt into sodium hypochlorite.



Additional salt is needed if water is splashed out of the pool.

CARTRIDGE
FILTER
PUMPS

MODEL
C

ITEM #	26601	26601EG	26602	26602GS	26603	26603EG	26604	26604GS	26637EG	26638	26638GS	26635EG	26636	26636GS	26633EG	26634	26634GS			
PRODUCT																				
MODEL	C330				C530 / C600				C900 / C1000				C1500				C2500			
COMPATIBLE POOLS	Easy Set® Pool 6'8"/10' (1.83m/2.44m/3.05m)				Easy Set® Pool 12'/13'/15' (3.66m/3.96m/4.57m)				Easy Set® Pool 15' (4.57m)				Easy Set® Pool 18'(5.49m)							
	Frame Pool 10' (3.05m)				Frame Pool 12' (3.66m)				Frame Pool 14'/15' (4.27m/4.57m)				Frame Pool 18'/20' (5.49m/6.10m)							
					Prism Frame™ Rectangular Pool 9'10"/13'1½" (3.00m/4.00m)				Prism Frame™ Rectangular Pool 16' x 8' (4.88m x 2.44m)				Prism Frame™ Oval Pool 16½'/20' (5.03m/6.10m)							
PUMP FLOW RATE GAL(L)/HR	330gal (1,250L)				530 gal (2,006L) / 600 gal (2,271L)				900 gal (3,407L) / 1,000 gal (3,785L)				1,500 gal (5,678L)				2,500 gal (9,463L)			
SYSTEM FLOW RATE GAL(L)/HR	300 gal (1,136L)	300 gal (1,136L)	265 gal (1,003L)	300 gal (1,136L)	475 gal (1,798L)	475 gal (1,798L)	450 gal (1,703L)	500 gal (1,893L)	750 gal (2,839L)	710 gal (2,687L)	700 gal (2,650L)	1,180 gal (4,466L)	1,150 gal (4,353L)	1,100 gal (4,164L)	1,900 gal (7,192L)	1,900 gal (7,192L)	1,750 gal (6,624L)			
VOLTAGE	110-120V	110-120V (W/GFCI)	220-240V	12V	110-120V	110-120V (W/GFCI)	220-240V	12V	110-120V (W/GFCI)	220-240V	12V	110-120V (W/GFCI)	220-240V	12V	110-120V (W/GFCI)	220-240V	220-240V (W/RCD)			
CASE WEIGHT LB (KG)	21.9 lb (10.0 kg)	23.6 lb (10.7 kg)	22.4 lb (10.2 kg)	28.9 lb (13.1 kg)	27.6 lb (12.6 kg)	29.6 lb (13.4 kg)	29.8 lb (13.6 kg)	40.0 lb (18.2 kg)	34.4 lb (15.6 kg)	32.1 lb (14.6 kg)	51.7 lb (23.5 kg)	16.0 lb (7.3 kg)	17.1 lb (7.8 kg)	23.3 lb (10.6 kg)	26.7 lb (12.1 kg)	27.6 lb (12.6 kg)	29.7 lb (13.5 kg)			
CASE PACK	4 ea				4 ea				4 ea				1 ea				1 ea			


SAND
FILTER
PUMPS

MODEL
SX

ITEM #	26641EG	26642	26642GS	26643EG	26644	26644GS	26645EG	26646	26646GS	26647EG	26648	26648GS	26651EG	26652	26652GS
PRODUCT															
MODEL	SX 925			SX 1500			SX 2100			SX 2800			SX 3000 / SX 3200		
COMPATIBLE POOLS	Rectangular Frame™ Pool 7'2 ⁵ / ₈ '/8'8' ¹ / ₂ '/9'10"/14'9 ¹ / ₄ " (2.20m/2.60m/3.00m/4.50m)			Easy Set® Pool 18' (5.49m)			Easy Set® Pool 6'8"/10'/12'/13'/15' (1.83m/2.44m/3.05m/3.66m/ 3.96m/4.57m)			Prism Frame™ Pool 18'/20' (5.49m/6.10m)			Prism Frame™ Pool 18'/20' (5.49m/6.10m)		
	Metal Frame™ Pool 8'10'/12'/15' (2.44m/3.05m/3.66m/4.57m)			Graphite Gray Panel™ Pool 15'8" (4.78m)			Ultra XTR® Frame Pool 18'/20' (5.49m/6.10m)			Ultra XTR® Frame Pool 15'8" (4.78m)			Ultra XTR® Frame Pool 18'/20' (5.49m/6.10m)		
	Prism Frame™ Pool 10'/12'/14'/15' (3.05m/3.66m/4.27m/4.57m)			Ultra XTR® Frame Pool 16' (4.88m)			Ultra XTR® Rectangular Frame Pool 24' x 12' (7.32m x 3.66m)			Ultra XTR® Rectangular Frame Pool 32' x 16' (9.75m x 4.88m)			-		
	Prism Frame™ Rectangular Pool 9'10"/13'1½"/16' (3.00m/4.00m/4.88m)			Ultra XTR® Rectangular Frame Pool 18' x 9" (5.49m x 2.74m)											
TANK SIZE	8"			10"			12"			14"			16"		
PUMP FLOW RATE GAL(M³)/HR	925 gal (3.5m³)			1,500 gal (5.7m³)			2,100 gal (7.9m³)			2,800 gal (10.5m³)			3,000 gal (11.3m³) / 3,200 gal (12.0m³)		
SYSTEM FLOW RATE GAL(M³)/HR	550 gal (2.0m³)	550 gal (2.0m³)	500 gal (1.9m³)	1,050 gal (4.0m³)	1,050 gal (4.0m³)	970 gal (3.7m³)	1,600 gal (6.0m³)	1,600 gal (6.0m³)	1,250 gal (4.7m³)	2,150 gal (8.0m³)	2,150 gal (8.0m³)	1,900 gal (7.2m³)	2,450 gal (9.2m³)	2,450 gal (9.2m³)	2,200 gal (8.3m³)
VOLTAGE	110-120V (W/GFCI)	220-240V	220-240V (W/RCD)	110-120V (W/GFCI)	220-240V	220-240V (W/RCD)	110-120V (W/GFCI)	220-240V	220-240V (W/RCD)	110-120V (W/GFCI)	220-240V	220-240V (W/RCD)	110-120V (W/GFCI)	220-240V	220-240V (W/RCD)
CASE WEIGHT LB (KG)	18.2 lb (8.3 kg)	18.1 lb (8.2 kg)	19.4 lb (8.8 kg)	26.4 lb (12.0 kg)	27.6 lb (12.5 kg)	30.1 lb (13.7 kg)	38.4 lb (17.5 kg)	39.3 lb (17.9 kg)	40.9 lb (18.6 kg)	45.8 lb (20.8 kg)	46.8 lb (21.3 kg)	48.4 lb (22.0 kg)	50.7 lb (23.1 kg)	52.8 lb (24.0 kg)	54.8 lb (24.9 kg)
CASE PACK	1 ea			1 ea			1 ea			1 ea			1 ea		

SALTWATER SYSTEM

MODEL QS/QZ

ITEM #	26661EG	26662	26662GS	26663EG	26664	26664GS	26667EG	26668	26668GS	26687EG	26688	26688GS	26669EG	26670	26670GS
PRODUCT															
	SALTWATER SYSTEM	SALTWATER SYSTEM		SALTWATER SYSTEM WITH E.C.O.			SALTWATER SYSTEM WITH E.C.O.			SALTWATER SYSTEM WITH E.C.O.					
MODEL	QS200	QS400		QS500			QS700 PLUS			QS1200					
MAX POOL SIZE	2,200 GAL (8,327L)	4,500 GAL (17,413L)		7,000 GAL (26,500L)			15,000 GAL (56,800L)			15,000 GAL (56,800L)					
SALT LEVEL	3000ppm	3000ppm		3000ppm			950ppm			3000ppm					
CLEAN MODE	1 self-clean mode 10hr cycles	3 self-clean mode 6/10/14-hr cycles		3 self-clean mode 6/10/14-hr cycles			4 self-clean mode 2/4/6/10-hr cycles			3 self-clean mode 6/10/14-hr cycles					
PUMP FLOW RATE REQUIRED GAL(L)/HR	300-1,000 gal/h (1,136-3,785L/h)	300-1,000 gal/h (1,136-3,785L/h)		700-3,200 gal/h (2,650-12,112L/h)			700-3,200 gal/h (2,650-12,112L/h)			700-3,200 gal/h (2,650-12,112L/h)					
CHLORINE OUTPUT	2g /hr	4g /hr		5g /hr			7g /hr			12g /hr					
VOLTAGE	110-120V (W/GFCI)	100-240V	12V	110-120V (W/GFCI)	100-240V	12V	110-120V (W/GFCI)	220-240V	12V	110-120V (W/GFCI)	220-240V	12V	110-120V (W/GFCI)	220-240V	12V
CASE WEIGHT LB (KG)	14.3 lb (6.5 kg)	12.9 lb (5.9 kg)	13.8 lb (6.3 kg)	17.9 lb (8.2 kg)	16.6 lb (7.5 kg)	21.6 lb (9.8 kg)	40.3 lb (18.3 kg)	39.6 lb (18.0 kg)	23.1 lb (10.5 kg)	42.4 lb (19.3 kg)	41.6 lb (18.9 kg)	23.8 lb (10.8 kg)	46.2 lb (21.0 kg)	46.4 lb (21.1 kg)	26.4 lb (12.0 kg)
CASE PACK	2 ea	2 ea		2 ea	2 ea	1 ea	2 ea	2 ea	1 ea	2 ea	2 ea	1 ea	2 ea	2 ea	1 ea

26665EG	26666
	
SALTWATER SYSTEM WITH OZONE	
QZ1100	
15,000 GAL (56,800L)	
3000ppm	
3 self-clean mode 6/10/14-hr cycles	
1,600-4,000 gal/h (6,056-15,140L/h)	
11g /hr	
110-120V (W/GFCI)	220-240V
50.3 lb (22.9 kg)	49.3 lb (22.4 kg)
2 ea	

COMBINATION Filtration & Sanitation Systems

MODEL QX

ITEM #	26675EG	26676	26679EG	26680
PRODUCT				
	SAND FILTER PUMP & SALTWATER SYSTEM WITH E.C.O.		SAND FILTER PUMP & SALTWATER SYSTEM WITH E.C.O.	
MODEL	QX2100		QX2600	
MAX POOL SIZE	8,500 GAL (32,200L)		15,000 GAL (56,800L)	
SALT LEVEL	3000ppm		3000ppm	
PUMP FLOW RATE GAL(M³)/HR	2,100 gph (7.9m³/hr)		2,650 gph (10.0m³/hr)	
SYSTEM FLOW RATE GAL(M³)/HR	1,600 gph (6.0m³/hr)		2,150 gph (8.0m³/hr)	
CHLORINE OUTPUT	7g /hr		11g /hr	
VOLTAGE	110-120V (W/GFCI)	220-230V	110-120V (W/GFCI)	220-230V
CASE WEIGHT LB (KG)	53.2 lb (24.2 kg)	54.3 lb (24.7 kg)	63.2 lb (28.7 kg)	64.4 lb (29.3 kg)
CASE PACK	1 ea		1 ea	

POOL ACCESSORIES

Get the Most Out of Your Pool

Happiness is having a good time in a clean pool. So, whether you're splashing around or just cooling off, INTEX® has everything you need for a sunny day by the pool. With pool covers, ground cloths, and pool maintenance kits, INTEX's full line of pool accessories will help make owning a swimming pool less of a chore and leave more time for fun in the sun.

Pool Thermometer

NEW 28093 / E

- Floats upright
- Portable and easy to use
- Pegable box

18 ea,
3.2 lb
(1.5 kg)



NEW

Pool Drain Pump

28605E

- Pumps up to 950 gallons (3595 liters) of water per hour with 16' (5m) long drain hose
- Maximum operating water depth: 4' (1.22m)
- Includes 1¼" x 16' (32mm x 5m) drain hose
- Adaptor for garden hose attachment
- IPX8 waterproof housing
- Power cord length: 25' (7.6m)
- Shelf box; 2 ea, 14.1 lb (6.4 kg)



28606

- Same as 28605 except 220-240V
- Power cord length: 33' (10m)
- Shelf box; 2 ea, 14.8 lb (6.7 kg)

Heater

28684

- Compatible with round Easy Set® or Metal Frame pools 15' (4.57m) diameter or smaller
- Easy hook-up and operation
- Pool thermometer included
- Easily connects to new or existing pool filter system
- Water level sensor
- 220-240V with RCD
- Shelf box

4 ea,
30.7 lb
(14.0 kg)



Push button switch

Solar Mat

28685 / E

- Eco-Friendly Solar technology that increases the temperature of the pool water by approximately 3° ~ 5°C (5° ~ 9°F) depending on weather condition
- Includes: 1¼" (32mm) hose attachment points; 1 adaptor A and B for 1½" (38mm) hose connection; 0.5m (1¼"/32mm diameter) connecting hose bypass valve
- Simple hook up, compatible with pump flow rate less than 1,500 gal/h (5,678L/h)
- 1m² (11ft²) surface to absorb the sun's rays
- Dimensions: 1.20m x 1.20m / 47¼" x 47¼" (flat, before fill)
- Constructed of heavy duty UV stabilized PVC
- Suitable for AGPs up to 8,000 gal (30,280L)
- Easy to drain, easy to store
- Shelf box



3 ea,
19.0 lb
(8.6 kg)



Filter Cartridges

- Easy to clean Dacron filter material

Replace Filter Cartridge
Every Two Weeks



Fiber Ball Filtration Media

- 500g (1.1 lb/bag) fiber balls equals 18 kg of silica sand
- Filter Balls provide superior filtration performance
- Use in place of filter sand, filter glass, and other filtration media
- Suitable for Sand Filter Pumps
- Convenient and lightweight
- Machine washable
- 12 ea, 15.3 lb (7.0 kg)



29007 / E Filter Cartridge Pack

- For Filter Pump
Item# 28601 / 28602
- 12 ea, 2.4 lb (1.1 kg)



29000 / E Filter Cartridge Pack

- For Filter Pump
Item# 28603 / 28604 /
28637 / 28638 /
28635 / 28636
- 6 ea, 2.6 lb (1.2 kg)



29002 / E Filter Cartridge Twin Pack

- For Filter Pump
Item# 28603 / 28604 /
28637 / 28638 /
28635 / 28636
- 6 ea, 5.0 lb (2.3 kg)



29003 / E Filter Cartridge Triple Pack

- For Filter Pump
Item# 28603 / 28604 /
28637 / 28638 /
28635 / 28636
- 6 ea, 7.2 lb (3.3 kg)



29005 / E Filter Cartridge Pack

- For Filter Pump
Item# 28633 / 28634
- 6 ea, 6.2 lb (2.8 kg)



Deluxe Wall Mount Surface Skimmer

28000 / E

- Attaches to filter pump for automatic skimming
- Easily mounts to Easy Set® or metal frame pool
sidewalls with adjustable bracket
- Helps catch leaves and other debris before
they sink to the bottom of the pool
- Minimum filtration pump flow rate
required: 1,000 gal/h (3,785L/h)
- Durable polypropylene plastic is
not affected by pool chemicals
- Strainer basket pulls out for
easy cleaning
- Shelf box



4 ea,
18.7 lb
(8.5 kg)

Pool Foot Bath

29080 / E

- Reduces amount of debris & dirt entering your pool
- Easily connects to ladders to rinse off feet before
entering pool
- Size 22" x 18" x 3.5" (56cm x 46cm x 9cm)
- Anti-slip bottom designed for safety
- Perfectly fits all INTEX ladders
- Water Capacity: 3 gal (11.5L)



12 ea,
16.1 lb
(7.3 kg)

5" (12.7cm) Floating Chemical Dispenser

29040NP / EP

- Suitable for INTEX pools up to 12' (3.66m) and PureSpa™
- Adjustable control ring to control the release of chemical
- Made of durable non-corrosive polypropylene material
- Holds up to 1" (2.5cm) chlorine or bromine tablets
- Tablets not included
- Twist-lock cap



24 ea,
5.5 lb
(2.5 kg)

7" (17.8cm) Floating Chemical Dispenser

29041NP / EP

- Adjustable control ring to control the release of chemical
- Made of durable non-corrosive polypropylene material
- Holds up to 3" (7.6cm) chlorine or bromine tablets
- Suitable for all INTEX pools
- Tablets not included
- Twist-lock cap



12 ea,
7.3 lb
(3.3 kg)

Pool Ground Cloth

28048 / E

- Provides added protection for pool bottom
- Fits 8'/10'/12'/15' (2.44/3.05/3.66/4.57m)
Easy Set® and frame pools
- 15½' (4.72m) square
- Durable material
- Shelf box



2 ea,
9.0 lb
(4.1 kg)

Interlocking Padded Floor Protector

29081 / E

- Made with durable polyethylene material
- Provides added protection and cushion
around pool & play areal
- Easily stores and transports
- Sold in packs of 8 pieces, 20ft²
(1.9m²) of interlocking tiles
- Piece Size: 20" x 20" x ¾"
(50cm x 50cm x 1cm)



6 ea,
22.6 lb
(10.3 kg)

29084 / E

- Meets French and German regulation
- Sold in packs of 8 pieces, 20ft² (1.9m²)
of interlocking tiles
- Piece Size: 20" x 20" x ¾"
(50cm x 50cm x 0.5cm)



12 ea,
18.4 lb
(8.4 kg)

Pool Covers

- Drain holes to prevent water accumulation
- Rope ties
- Shelf box

TYPE	ITEM #	OVERHANG	FITS	CASE PACK	CASE WEIGHT
Rectangular Pool Cover	28036 / E	8" (20cm)	102¾" x 63" (2.60m x 1.60m)	6 ea	23.1 lb (10.5 kg)
	28038 / E	8" (20cm)	118" x 79" (3.00m x 2.00m)	6 ea	29.3 lb (13.3 kg)
	28037 / E	8" (20cm)	157½" x 78¾" (4.00m x 2.00m)	6 ea	35.0 lb (15.9 kg)
	28039 / E	8" (20cm)	177¼" x 86⅝" (4.50m x 2.20m)	6 ea	47.1 lb (21.4 kg)
Easy Set® Pool Cover	28020 / E	12" (30cm)	8' (2.44m)	6 ea	21.8 lb (9.9 kg)
	28021 / E	12" (30cm)	10' (3.05m)	6 ea	32.1 lb (14.6 kg)
	28022 / E	12" (30cm)	12' (3.66m)	6 ea	44.0 lb (20.0 kg)
	28026 / E	12" (30cm)	13' (3.96m)	4 ea	33.8 lb (15.4 kg)
	28023 / E	12" (30cm)	15' (4.57m)	4 ea	41.1 lb (18.7 kg)
Round Pool Cover	28030 / E	10" (25cm)	10' (3.05m)	6 ea	34.8 lb (15.8 kg)
	28031 / E	10" (25cm)	12' (3.66m)	6 ea	46.9 lb (21.3 kg)
	28032 / E	10" (25cm)	15' (4.57m)	4 ea	45.3 lb (20.6 kg)

Deluxe Pool Covers

- Drain holes to prevent water accumulation
- UV-resistant polyethylene material
- Rope ties
- Shelf box

TYPE	ITEM #	OVERHANG	FITS	CASE PACK	CASE WEIGHT
Deluxe Pool Cover	28040 / E	8" (20cm)	16' (4.88m)	4 ea	33.4 lb (15.2 kg)
	28041 / E	8" (20cm)	18' (5.49m)	3 ea	30.2 lb (13.7 kg)

ITEM # 28036 28037 28038 28039



ITEM # 28020 28021 28022 28023 28026



ITEM # 28030 28031 28032



ITEM # 28040 28041



Solar Pool Covers

- Helps keep pool water warmer
- Available in 11 sizes
- Shelf box
- Easy to use
- Economical

TYPE	ITEM #	FITS	SIZE	CASE PACK	CASE WEIGHT
Easy Set® Thickness:120 Micron (110g/m²)	28010 / E	8' (2.44m)	81" (2.06m)	1 ea	1.7 lb (0.8 kg)
	28011 / E	10' (3.05m)	114" (2.90m)	1 ea	2.9 lb (1.3 kg)
Easy Set® & Frame Pools Thickness:120 Micron (110g/m²)	28012 / E	12' (3.66m)	137" (3.48m)	1 ea	3.9 lb (1.8kg)
	28013 / E	15' (4.57m)	176" (4.48m)	1 ea	8.2 lb (3.7 kg)
Easy Set® & Frame Pools Thickness:160 Micron (150g/m²)	28014 / E	16' (4.88m)	185" (4.70m)	1 ea	9.1 lb (4.1 kg)
	28015 / E	18' (5.49m)	212" (5.38m)	1 ea	11.5 lb (5.2 kg)
	28028 / E	13'1½" x 6'6¾" (4 x 2m)	149" x 73" (3.78 x 1.86m)	1 ea	4.0 lb (1.8 kg)
Rectangular Frame Pools Thickness:160 Micron (150g/m²)	28029 / E	16' x 8' (4.88 x 2.44m)	187" x 92" (4.76 x 2.34m)	1 ea	6.3 lb (2.9 kg)
	28016 / E	18' x 9' (5.49 x 2.74m)	212" x 100" (5.38 x 2.53m)	1 ea	7.7 lb (3.5 kg)
	28017 / E	24' x 12' (7.32 x 3.66m)	282" x 136" (7.16 x 3.46m)	1 ea	12.4 lb (5.6 kg)
	28018 / E	32' x 16' (9.75 x 4.88m)	378" x 183" (9.60 x 4.66m)	1 ea	21.1 lb (9.6 kg)

ITEM # 28010 28011 28012 28013 28014 28015



ITEM # 28016 28017 28018 28028 28029



Solar Cover Reel

There are many benefits to covering an above ground pool, but applying and removing the cover can be a hassle. Our Solar Cover Reel is designed to easily attach to the metal frame of a pool—and it's even size-adjustable! A locking feature on the cover's handle prevents the cover from unintentional unrolling.

- Heavy duty construction with interlocking aluminum shaft
- Easy to install and use
- Significantly extends service life of solar cover
- Non-corrosive plastic hand crank with lock
- Suitable for rectangular frame pools with width from 9' – 16' (2.74m – 4.88m)
- Solar cover not included
- Shelf box; 2 ea, 34.9 lb (15.9 kg)



28051 / E



Pool Maintenance Kit

28002 / E

- Includes 94" (2.39m) telescoping aluminum pole for use with 16' (4.88m) and below pools
- Interchangeable vacuum and skimmer heads
- Shelf box

4 ea,
14.0 lb
(6.4 kg)



Deluxe Pool Maintenance Kit

28003 / E

- Includes 110" (2.79m) telescoping aluminum pole for use with 18' (5.49m) diameter pools and above
- Attaches to the outlet connector in the pool with a 24'7" (7.50m) hose
- Minimum filtration pump flow rate required: 1,000 gal/h (3,785L/h)
- Vacuum sucks debris off the pool floor and through the filter
- Durable and deep mesh skimmer net
- Shelf box

3 ea,
24.8 lb
(11.3 kg)



ZR100 Rechargeable Pool & Spa Vacuum

28626 / E

- Suitable for use with all PureSpas and above-ground pools up to 18' (5.49m) in diameter
- USB charging cable included for convenient recharging (plug not included)
- Automatic shut-off feature when vacuum is not submerged in water
- 12 gal/min (45 L/min) water suction for efficient debris collection
- 0.21 gal (0.8 L) quick release transparent debris container
- 5-6 hour charge time/50 minutes maximum running time
- Strong built-in 4V 2Ah Ni-MH rechargeable batteries
- 94" (2.39m) lightweight telescoping aluminum pole
- IPX8 waterproof switch for added protection
- Two interchangeable brush heads
- Shelf box

4 ea,
27.5 lb
(12.5 kg)




ZR200 Rechargeable Pool & Spa Vacuum

28628 / 28627E

- Suitable for use with all PureSpas, above ground pools, and in-ground pools
- Automatic shut-off feature when vacuum is not submerged in water
- 17 gal/min (64 L/min) water suction for efficient debris collection
- 5-6 hour charge time/100 minutes maximum running time
- 0.3 gal (1.1 L) quick release transparent debris container
- Strong built-in 8V 4Ah Ni-MH rechargeable batteries
- 110" (2.80m) lightweight telescoping aluminum pole
- IPX8 waterproof switch for added protection
- Two interchangeable brush heads
- Power indicator
- Shelf box

4 ea,
38.4 lb
(17.4 kg)





1 ea,
12.2 lb
(5.5 kg)

ZX50 Auto Pool Cleaner

28007 / E / EX

- Fits all INTEX above ground pools up to 16' x 48" (4.88m x 1.22m)
- INTEX pump flow rate required: 900-1,500 gal/h (3,407-5,678L/h)
- 6ga (0.15mm) mesh filter for capturing even the finest debris
- 0.25 gal (0.8L) large capacity debris collection tray
- Suction side cleaner, designed to clean the pool floor
- Travel speed up to 5 meters per minute
- 21'4" (6.50m) non-tangle hose
- Shelf box



ZX100 Auto Pool Cleaner

28006 / E / EX

- Pressure side cleaner, designed to provide the ultimate convenience in cleaning your pool floor
- INTEX pump flow rate required: 1,600-3,500 gal/h (6,056-13,248L/h)
- Moving speed up to 8 m/min making quick cleaning of your pool
- 6ga (0.15mm) mesh filter for capturing even the finest debris
- 0.4 gal (1.5L) large capacity debris collection tray
- Fits all INTEX above ground pools up to 26' x 52" (Round Pools), or 32' x 16' x 52" (Rectangular Pools)
- Extend to connect 1 1/4" inlet fitting with connector
- 21'4" (6.50m) non-tangle hose
- Shelf box




1 ea,
15.2 lb
(6.9 kg)



ZX300 Deluxe Auto Pool Cleaner

28005 / E / EX

- Powerful 700 gal/hour water powered suction
- Fits all INTEX above ground pools up to 26' x 52" (Round Pools), or 32' x 16' x 52" (Rectangular Pools), not suitable for Easy Set pools
- Rotating dual dirt scrubbers for cleaning tiny and hard to remove dirt up to the water line
- 6 ga (0.15mm) mesh filter for capturing even the finest debris
- Water powered all-wheel drive for swift cleaning action and superior wall-climbing performance
- 0.48 gal (1.8L) large capacity debris collection tray
- Extend to connect 1 1/4" inlet fitting with connector
- INTEX pump flow rate required: 1,600-3,500 gal/h (6,056-13,248L/h)
- 21'4" (6.50m) non-tangle hose
- Pressure side cleaner
- Shelf box



1 ea,
16.4 lb
(7.5 kg)



Pool Canopy

28054 / E

- Fits all Prism Frame™ Rectangular, Prism Frame™ Oval and Ultra XTR® Rectangular pools (except 32' x 16' x 52" / 9.75m x 4.88m x 1.32m) and 10' (3.05m) and 12' (3.66m) diameter round pools
- Add another canopy to increase the shaded area
- Simple setup – easily attaches with clamps
- UPF 50+ and waterproof
- Shelf box


3 ea,
36.8 lb
(16.7 kg)



Solar Powered LED Floating Light

28695 / E

- 2 lighting modes: static white light or smooth color change mode
- AUTO ON/OFF MODE: Auto on at night / auto off at sunrise
- 5-hour auto shut-off (smooth color change mode)
2-hour auto shut-off (static mode)
- Shelf box



8 ea,
10.2 lb
(4.6 kg)

Magnetic LED Pool-Wall Light


Lighting up an above ground pool has always been difficult. Unlike in-ground pool owners, who could flip a switch to light up their pools, above ground pool owners had to either cut a hole in their sidewall, risking leaks and damage to their pool or use a floating light.

28697E

- Magnetic wall mounting system
- Easily illuminates up to 24' (7.32m) pools
- 110-120V
- LED light
- Shelf box
- 4 ea, 12.5 lb (5.7 kg)

28698

- Same as 28697E, except 100-240V
- Shelf box
- 4 ea, 13.8 lb (6.3 kg)



Multi-Color LED Pool Sprayer

28089 / E

- Fits all round and rectangular Prism Frame™ and Ultra Frame™ pools (not suitable for Easy Set®, Oval, and Graphite Gray Panel™ pools)
- Filtration pump flow rate required: 1,000-3,200 gal/h (3,785-12,112L/h)
- Lights in 4 bright colors: White, Red, Blue, and Green
- Built-in hydroelectric generator powers LED lighting (no batteries or electrical connection required)
- Includes one adaptor A to fit all INTEX pool fittings: 1¼" (32mm) or 1½" (38mm) hoses



4 ea,
18.2 lb
(8.3 kg)

Multi-Color LED Waterfall Cascade

28090 / E

- Fits all round and rectangular Metal Frame, Prism Frame™ and Ultra XTR® Frame pools (not suitable for Easy Set®, and Graphite Gray Panel™ pools)
- Filtration pump flow rate required: 1,000-3,200 gal/h (3,785-12,112L/h)
- Lights in 3 bright colors: Red, Blue, and Green
- Built-in hydroelectric generator powers LED lighting (no batteries or electrical connection required)
- Adjustable mounting bracket
- Include bypass valve kit
- Shelf box



1 ea,
10.0 lb
(4.6 kg)

Pool Ladders

- Hi-impact composite steps
- Coated steel frame
- Not available in Europe
- Shelf box



28064 / E

- For 36" (91cm) wall height
- 3 ea, 51.2 lb (23.3 kg)



28065 / E

- For 42" (1.07m) wall height
- 3 ea, 54.5 lb (24.8 kg)



28066 / E

- For 48" (1.22m) wall height
- 3 ea, 62.5 lb (28.4 kg)



28067 / E

- For 52" (1.32m) wall height
- 2 ea, 50.7 lb (23.0 kg)



Deluxe Pool Ladders With Removable Steps

These pool ladders come with easily removable steps. When the pool is not in use, they can be quickly detached and removed from the pool area. Replacing them is simple and quick. Simply set the steps in the base, then snap and lock them into place.

Available in three sizes, designed for 36"- 42" (91cm-1.07m), 48" (1.22m) and 52" (1.32m) pools.

U.S. Patent No. 9,074,384



28075 / E

- For 36" (91cm), 42"(1.07m) wall height
- Removable Steps
- 3 ea, 73.4 lb (33.4 kg)



28076 / E

- For 48" (1.22m)
- Removable Steps
- 2 ea, 54.4 lb (24.7 kg)



28077 / E

- For 52" (1.32m)
- Removable Steps
- 2 ea, 60.0 lb (27.3 kg)



Leaf Skimmer

29050 / E

- Remove debris off pool water surface
- Improved design for easier debris collection
- Durable mesh skimmer net
- Compatible with 1½" (26.2mm) inner diameter telescoping aluminum pole (item# 29054, not included)



Leaf Rake

29051 / E

- Scoop debris from pool floor
- Deep and durable mesh skimmer net
- Compatible with 1½" (29.8mm) inner diameter telescoping aluminum pole (item# 29055, not included)



Basic Cleaning Kit

29056 / E

- Includes leaf skimmer, wall brush and vacuum head
- Vacuum head with reusable debris bag, requires connection with garden hose for usage
- Durable mesh skimmer net
- Wall brush can quickly remove algae and grime from pool walls or pool floor
- Compatible with 1½" (26.2mm) inner diameter lightweight telescoping aluminum pole



94" (2.39m) Telescoping Aluminum Pole

29054 / E

- Ideal for attaching accessories to clean pools
- 94" (2.39m) lightweight telescoping aluminum pole
- 1½" (26.2mm) inner diameter



1¼" (32mm) Accessory Hose

29059 / E

- Suitable for INTEX filter pumps and saltwater systems that use 1¼" (32mm) hoses
- 59" (1.50m) length hose



1½" (38mm) Accessory Hose

29060 / E

- Suitable for INTEX filter pumps and saltwater systems that use 1½" (38mm) hoses
- 59" (1.50m) length hose



10" (254mm) Wall Brush

29052 / E

- Straight standard brush for pool cleaning and maintenance
- Quickly remove algae and grime from pool walls or pool floor
- Compatible with 1½" (26.2mm) inner diameter telescoping aluminum pole (item# 29054, not included)



16" (406mm) Curved Wall Brush

29053 / E

- Curved brush ideal for pool cleaning and maintenance
- Quickly remove algae and grime from pool walls or pool floor
- Compatible with 1½" (29.8mm) inner diameter telescoping aluminum pole (item# 29055, not included)



Deluxe Cleaning Kit

29057 / E

- Includes leaf rake, curved wall brush and vacuum head
- Vacuum sucks debris off the pool floor and through the filter
- Durable and deep mesh skimmer net
- Curved wall brush can quickly remove algae and grime from pool walls or pool floor
- Compatible with 1½" (29.8mm) inner diameter lightweight telescoping aluminum pole



110" (2.79m) Telescoping Aluminum Pole

29055 / E

- Ideal for attaching accessories to clean pools
- 110" (2.79m) lightweight telescoping aluminum pole
- 1½" (29.8mm) inner diameter



Deluxe Vacuum Hose

29083 / E

- 25' (7.60m) length
- Lightweight and flexible
- Removable end-fittings for easy cleaning and assembly
- Measures 1½" (38mm) in diameter



Adapter B

29061 / E

- Coverts INTEX pools with 1.25" (32mm) clamp on fittings to 1.5" (38mm) screw on fittings
- Needed when upgrading from an INTEX 530 gal/h (2,006L/h) or 1,000 gal/h (3,785L/h) Filter Pump to an INTEX 1,500 gal/h (5,678L/h) or larger system
- Includes two adapters



Commitment to Excellence

In today's rapidly evolving and highly competitive environment, this translates into a total commitment to product quality, including conformity to all relevant safety & quality regulations and standards. Examples include:

- EN 16927 "Safety and test methods for mini pools" (European standard)
- EN 16582 "Safety and test methods for domestic swimming pools other than mini pools" (European standard)
- Regulation (EC) No.1907/2006 "Registration, Evaluation, Authorisation and Restriction of Chemicals (REACH)"
- EN 71 "Safety of toys" (European standard)
- EN 13138 "Buoyant aids for swimming instruction" (European standard)
- EN ISO 25649 "Floating leisure articles for use on and in the water" (European/ International standard for air mats, lounges and other similar items)
- EN 60335-2-41 "Safety of household and similar electrical appliances, particular requirements for pumps" (European standard for water pumps)
- EN 60335-2-60 "Safety of household and similar electrical appliances, particular requirements for whirlpool baths and whirlpool spas" (European standard for portable SPA)
- ISO 6185-1 "Inflatable boats" (International standard for Sports Boats)
- NMMA-ABYC (USA standard for hi-end sports boats)
- ASTM F963 "Standard Consumer Safety Specification for Toy Safety" (USA toy standard)
- ANSI/APSP-4 "AGP standard" (USA standard for above ground pools)
- CPSIA "Consumer Product Safety Improvement Act" (USA regulation of consumer and children's products)
- ASTM F2666 "Small pools standard" (USA standard for pools under 36" water depth)
- UL1450 "Electric inflators" (USA standard for electric inflators)
- UL1081 "Swimming pool pumps, filters and chlorinators" (USA standard)
- UL1563 "Electric spas" (USA standard for Spa)
- DOE Energy Conservation Standards for Dedicated-Purpose Pool Pumps

INTEX's commitment to excellence extends to helping our environment and supporting the ecosystem. It begins with product design. INTEX's filter pumps operate on much lower amps than most filter pumps on the market, reducing electricity consumption. Our saltwater systems clean pools using only natural salt, eliminating the ongoing need for environmentally unfriendly packaged chlorine.

INTEX also operates one of the most comprehensive recycling programs in the industry. We are one of the earliest companies in China to successfully obtain a license to ship consumer's returns in the original package back to China to be recycled. Our manufacturing waste repurposing program prevents used materials and scraps from going to landfills and instead they are re-used in the manufacturing process where up to 10% of annually produced PVC is recycled.

INTEX designs all of our own packaging for our products. We constantly challenge our methods of packaging to improve efficiency and reduce waste. More compact packaging techniques save cardboard while cutting down on space utilization, saving freight and fuel consumption. As a manufacturer, INTEX knows it has a responsibility to manage the amount of waste produced. As an employer of over ten thousand people, we also encourage our own employees to recycle, reduce waste, and be conscious of the environment. Starting from recycling corners for all our worldwide office facilities, our factory has worked with the local government as well as through sponsorships with key partners to strengthen our efforts to be more

eco-friendly. INTEX has worked to provide incentives and seminars to employees as well as setting targets to reduce energy consumption. In addition, INTEX has made significant investment in technology to achieve these goals. For example, we have implemented a frequency converter system which converts diesel to natural gas, installed solar water heaters and set up a recycled sewage system, and invested in equipment that reduces gas emissions.

From product design, to more efficient processes that save energy and reduce waste, to a world class recycling program, to more energy efficient offices, the people at INTEX are striving to provide the best value products anywhere while constantly keeping our global ecosystem in mind.



Global Customer Service

In addition to the products featured in this catalog, INTEX also offers replacement & repair parts for many items. Please contact our INTEX representatives or the following Customer Service locations for additional information.

Algeria
Sarl New Toys Import & Export
Tel: 00213661141747 / 00213661523735
groupe_beldjarou@yahoo.fr

Argentina
Jarse Industrial Y Comercial SA
Tel: (5411)4308-2606
info@intexargentina.com.ar
postventa@intexargentina.com.ar
www.intexargentina.com.ar

Australia
Ideal Sources Pty Ltd.
Tel: 1800-359-947
enquiries@idealsources.com.au
www.idealsources.com.au

Austria
Steinbach International Gmbh
helpdesk.steinbach.at

Benelux
(Belgium / Netherlands / Luxemburg)
Intex Trading B.V.
Tel: 31-(0)165-593939
service@intexcorp.nl
www.intex.eu

Brasil
Konesul Brasil Distribuidora Ltda-ME
Tel: +55 31 3110-8866
suporte@intexbrasil.com
www.intexbrasil.com

Canada
Intex Recreation Corp.
Tel: 1-310-549-8235
www.intexcorp.com

Chile
Dorel Juvenile
Tel: 56-2-24971467 / 56-9-51790390
st@dorel.cl
www.intex-chile.cl

China
Intex Industries (Xiamen) Co., Ltd.
Tel: (086)400-8800655
xmchinasales@intexcorp.com.cn

Colombia
Century Products, SAS
Tel: 18000410200
servicentury@centuryglobal.com.co

Cyprus
A.Hadjikyriacos Sporting Co., Ltd.
Tel: 00357-26961237
customer@bloomcy.com
info@bloomcy.com
www.bloomcy.com

Czech Republic / Eastern Europe
Intex Trading S.R.O.
Tel: +420-267-313-188 /
+420-267-312-645
servis@intexcorp.cz
www.intexcorp.cz

Denmark
Amo Toys
danmark@intexservicenordic.com
www.intexservicenordic.com

Ecuador
FCD Import and Export SA
Tel: 507-309-1553
acientes@fcdpanama.com
www.intexpanama.com

Egypt
M.R. Import & Export
Tel: 202-2414-8550 / 01222303557
ramyelhousamy@gmail.com
www.intexegypt.com

El Salvador
FCD Import And Export SA
Tel: 507-309-1553
acientes@fcdpanama.com
www.intexpanama.com

Finland
Amo Oy
kuluttajapalvelu@amo.fi
www.intexservicenordic.com

France
Unitex / Intex Service France SAS
Tel: 03 85 75 53 98 (coût appel local)
www.intexfr

Germany
Steinbach International Gmbh
helpdesk.steinbach.at

Guatemala / Venezuela / Costa Rica
Century USA, LLC
Tel: 00357-26961237
customer@bloomcy.com
info@bloomcy.com
www.bloomcy.com

Guatemala
Century Usa, LLC
Tel: +1(561) 530-7781
sales@centuryusa.com

Honduras
FCD Import and Export SA
Tel: 507-309-1553
acientes@fcdpanama.com
www.intexpanama.com

Hungary
Babycare Ltd. / Ricki Ltd.
Tel: +36 30 228 7761
info@intexszerviz.hu
www.intexcorp.hu

Israel
Alfit Toys Ltd.
Tel: wt-052-4399903 /
+972-0733156660
sabinaz@chagim.co.il
www.intex.co.il

Italy
Unitex Italia S.R.L.
Tel: (+39) 0399396500
servizioclienti@intexcorp.it
www.intexitalia.com (general)
www.intexgaranzie.it (after sales)
www.intexricambi.it (spare parts sales)

Japan
Nozomi Trading Co., Ltd.
Tel: +81-797-72-2561
k.nagamine@nozomitradings.co.jp

Lebanon
Toy Market Trading S.A.L.
Tel: + 9611 799 944 / + 961 1795 127
claude@joueclubliban.com
www.toymarkettrading.com

Pakistan
Toy Centre
Tel: +92 42 37656133 / +92 42 7631933
toycentreht@hotmail.com

Mexico
Kay Internacional S.A. de C.V.
Tel: 55 852 666 24 / 2222 810395 /
5591 728035
garantias@intex.tienda
soporte@kayinternacional.com
ecom@kayinternacional.com
www.intex.tienda

New Zealand
Haka New Zealand Limited
Tel: 649-4159213 / 0800 634434
johnny@hakanz.co.nz
www.hakanz.co.nz

Nicaragua
FCD Import and Export SA
Tel: 507-309-1553
acientes@fcdpanama.com
www.intexpanama.com

Norway
Amo Toys
norge@intexservicenordic.com
www.intexservicenordic.com

Puerto Rico
ATN LLC
Tel: 1(787)599-6858
Serviciointexpr@gmail.com
serviciointexpr.com
intexserviciopr.com

Panama
FCD Import and Export
Tel: 507-309-1553
acientes@fcdpanama.com
www.intexpanama.com

Paraguay
FCD Import and Export SA
Tel: 507-309-1553
acientes@fcdpanama.com
www.intexpanama.com

Republica Dominicana
(Dominican Republic)
Distribuidora Patria
Tel: 1809 3630470
serviciointexdr@gmail.com
serviciointexdr.com /
intexserviciodr.com

Peru
Consorcio Megafox SAC
Tel: 51- 9-4646 0341
enriquevf19@gmail.com

Philippines
Ban Kee Trading, Inc. /
Funtime Sevice Center
Tel: 632-8740-3432
adonis.rentoria@bankee.com.ph

Poland
Kathay Haster
Tel: +48-61-8498-334
serwis@kathay.com.pl
www.intexdevelopment.pl

Portugal
Media Cell Solutions S.L. (MCS)
Tel: 800 834 021
sacpt@intexcorpes
www.intexserviceiberia.com

Russia
LLC Intexservicerus
Tel: +7 495 0233955
service@intex.ru
www.intex.ru

Saudi Arabia
Saudi Arabian Marketing &
Agencies & Contracting
Company Ltd-(Samaco Toy)
Tel: 966-2-693 8496 / 800-7575-750
intex@samaco.com.sa
https://samacotoysandleisure.com/

South Africa
Prima Toy and Leisure
Tel: 021-8182000
info@intexsa.co.za
www.intexsa.co.za

South Korea
Highel Inc.
Tel: 82-31-977-1029
dave.kim@highel.co.kr

Spain
Media Cell Solutions S.L. (MCS)
Tel: 900 176 009
sac@intexcorpes
www.intexserviceiberia.com

Sweden
Amo Toys
sverige@intexservicenordic.com
www.intexservicenordic.com

Switzerland
GWM Agency AG
Tel: 0900 455 456
gwm@gwm.ch
service- + ersatzteil-bestellungen:
www.intexfaq.ch
www.intex-schweiz.ch

Thailand
Lucky Way Co.,Ltd.
Tel: 0066-2-8481166
liqunxu@luckyway.co.th

U.A.E., Bahrain, Kuwait, Oman, Qatar
First Group International
Tel: 00971-4-800intex (46839) /
00971-4-4421888

joseph@firstgroupintl.com
anne@firstgroupintl.com
rehan@firstgroupintl.com
www.firstgroupintl.com

U.K.
John Adams Leisure Ltd.
Tel: 0333 400 4548
intex@johnadams.co.uk
www.intexwetset.co.uk

United States
Intex Recreation Corp.
Tel: (310)-549-8235
www.intexcorp.com
(U.S. only)

Uruguay
Nedacorp SA
Tel: 598-22010448 / 598-98224590
postventa@intex.uy
www.intex.com.uy

Venezuela
Century USA, LLC
Tel: +1(561) 530-7781
sales@centuryusa.com

Ukraine
Megatoys PE
Tel: +380(67)235-77-63
service@intex.ua
www.intex.ua

Age Grading



An icon indicates
an item has an age
recommendation

Trademarks

®™ Trademarks used in some countries
of the world under license from Intex
Marketing Ltd. to Intex Development
Co., Ltd. and Intex Recreation Corp.

All Electrical Accessories:

- Conforms to UL/CSA standards
(110-120V models)
- CE approved (220-240V models)
- TUV-GS approved
(GS designation models)

**INTEX introduces three additional
designations in our catalog that
highlight additional safety features that
are included on a number of our pools.
These designations are:**

EG

Pools with these letters after the 5-digit
item code incorporate a GFCI (ground fault
circuit interrupter) built into the filter pump.
The GFCI unit is an added safety feature and
is designed to instantly shut the pump off if
electrical current comes into contact with
water. GFCI units are included in all 110-120V
filter pumps and saltwater systems.

EH

Pools with these letters after the 5-digit
item code feature ANSI/APSP-16 certified
dual suction outlets in accordance with
the latest ANSI/APSP-7 standard for
Suction Entrapment Avoidance and the
U.S. Pool and Spa Safety Act, and provide
improved water circulation. These pools
also feature pumps with an integral GFCI.

GN

/GS

Pools with the GN designation after the
5-digit item code either incorporate an
RCD built into the 220-240V filter pump,
or contain filter pumps that operate with a
12V step-down transformer, which reduces
the voltage dramatically while retaining the
same performance level as the 220-240V
version. Both are designed to meet special
national requirements in some EU markets.

As a part of our program of product development and
improvement, the detail specifications of the products shown
in this catalog may be changed. For current specifications on
any product, please contact your supplier of INTEX products.

PRODUCT INDEX

26165	15' X 42" EASY SET®	15	26670	QS1200 SALTWATER SYSTEM	50	28014	16' SOLAR COVER	63	28205	8' X 20" METAL	18
26166	15' X 42" EASY SET®	15	26675	QX2100 SALTWATER COMBO	53	28015	18" SOLAR COVER	63	28206	10' X 30" BEACHSIDE METAL	17
26167	15' X 48" EASY SET®	15	26676	QX2100 SALTWATER COMBO	53	28016	9' X 18' SOLAR COVER	63	28207	10' X 30" BEACHSIDE METAL	17
26168	15' X 48" EASY SET®	15	26679	QX2600 SALTWATER COMBO	53	28017	12' X 24' SOLAR COVER	63	28208	10' X 30" BEACHSIDE METAL	17
26175	18' X 48" EASY SET®	15	26680	QX2600 SALTWATER COMBO	53	28018	16' X 32' SOLAR COVER	63	28209	6' X 15" METAL W/ CANOPY	16
26325	16' X 48" ULTRA	41	26687	QS700 PLUS SALTWATER SYSTEM	50	28020	8' X 12" POOL COVER	62	28210	12' X 30" METAL	19
26326	16' X 48" ULTRA	41	26688	QS700 PLUS SALTWATER SYSTEM	50	28021	10' X 12" POOL COVER	62	28211	12' X 30" METAL	19
26329	18' X 52" ULTRA	41	26700	10' X 30" PRISM	22	28022	12' X 12" POOL COVER	62	28212	12' X 30" METAL	19
26330	18' X 52" ULTRA	41	26701	10' X 30" PRISM	22	28023	15' X 12" POOL COVER	62	28241	15' X 48" METAL	19
26333	20' X 48" ULTRA	41	26702	10' X 30" PRISM	22	28026	13' X 12" POOL COVER	62	28242	15' X 48" METAL	19
26334	20' X 48" ULTRA	41	26710	12' X 30" PRISM	22	28028	4M X 2M SOLAR COVER	63	28266	PINK SMALL RECTANGULAR	11
26339	24' X 52" ULTRA	41	26711	12' X 30" PRISM	22	28029	8' X 16' SOLAR COVER	63	28270	SMALL RECTANGULAR	11
26340	24' X 52" ULTRA	41	26712	12' X 30" PRISM	22	28030	10' X 10" POOL COVER	62	28271	SMALL RECTANGULAR	11
26355	18' X 9' X 52" ULTRA	43	26715	12' X 39" PRISM	23	28031	12' X 10" POOL COVER	62	28272	SMALL RECTANGULAR	11
26356	18' X 9' X 52" ULTRA	43	26716	12' X 39" PRISM	23	28032	15' X 10" POOL COVER	62	28273	SMALL RECTANGULAR	11
26363	24' X 12' X 52" ULTRA	43	26719	14' X 42" PRISM	23	28036	2.6M X 1.6M POOL COVER	62	28274	SMALL RECTANGULAR	11
26364	24' X 12' X 52" ULTRA	43	26720	14' X 42" PRISM	23	28037	4M X 2M POOL COVER	62	28279	SMALL RECTANGULAR	11
26367	24' X 12' X 52" ULTRA	43	26721	14' X 42" CLEARVIEW PRISM	31	28038	3M X 2M POOL COVER	62	28290	8' X 30" PINK METAL	18
26368	24' X 12' X 52" ULTRA	43	26722	14' X 42" CLEARVIEW PRISM	31	28039	4.5M X 2.2M POOL COVER	62	28605	POOL DRAIN PUMP	59
26373	32' X 16' X 52" ULTRA	43	26723	15' X 42" PRISM	23	28040	16' POOL COVER	62	28606	POOL DRAIN PUMP	59
26374	32' X 16' X 52" ULTRA	43	26724	15' X 42" PRISM	23	28041	18' POOL COVER	62	28626	ZR100 VACUUM	65
26377	32' X 16' X 52" ULTRA	43	26725	15' X 48" PRISM	23	28048	15.5' GROUND CLOTH	61	28627	ZR200 LARGE VACUUM	65
26378	32' X 16' X 52" ULTRA	43	26726	15' X 48" PRISM	23	28051	SOLAR COVER REEL	63	28628	ZR200 LARGE VACUUM	65
26383	15"8" X 49" GRAPHITE	37	26729	16' X 48" CLEARVIEW PRISM	31	28054	POOL CANOPY	67	28684	POOL HEATER	59
26384	15"8" X 49" GRAPHITE	37	26730	16' X 48" CLEARVIEW PRISM	31	28064	36" POOL LADDER	69	28685	SOLAR MAT	59
26601	C330 FILTER PUMP	47	26731	18' X 48" PRISM	23	28065	42" POOL LADDER	69	28695	SOLAR FLOATING LIGHT	68
26602	C330 FILTER PUMP	47	26732	18' X 48" PRISM	23	28066	48" POOL LADDER	69	28697	POOL-WALL LIGHT	68
26603	C530 FILTER PUMP	47	26741	15' X 48" GREYWOOD	29	28067	52" POOL LADDER	69	28698	POOL-WALL LIGHT	68
26604	C530 FILTER PUMP	47	26742	15' X 48" GREYWOOD	29	28075	36" & 42" POOL LADDER	69	29000	FILTER CARTRIDGE A	60
26633	C2500 FILTER PUMP	47	26743	18' X 48" GREYWOOD	29	28076	48" POOL LADDER	69	29002	FILTER CARTRIDGE A	60
26634	C2500 FILTER PUMP	47	26744	18' X 48" GREYWOOD	29	28077	52" POOL LADDER	69	29003	FILTER CARTRIDGE A	60
26635	C1500 FILTER PUMP	47	26745	16' X 48" CHEVRON PRISM	33	28089	LED POOL SPRAYER	68	29005	FILTER CARTRIDGE B	60
26636	C1500 FILTER PUMP	47	26746	16' X 48" CHEVRON PRISM	33	28090	WATERFALL	68	29007	FILTER CARTRIDGE H	60
26637	C1000 FILTER PUMP	47	26755	20' X 52" PRISM	23	28093	POOL THERMOMETER	59	29040	CHLORINE DISPENSER	61
26638	C1000 FILTER PUMP	47	26756	20' X 52" PRISM	23	28101	6' X 20" EASY SET®	12	29041	CHLORINE DISPENSER	61
26641	SX925 SAND FILTER	49	26779	4M X 2M X 1M CHEVRON PRISM	35	28106	8' X 24" EASY SET®	13	29045	FIBER BALL	60
26642	SX925 SAND FILTER	49	26780	4M X 2M X 1M CHEVRON PRISM	35	28107	8' X 24" EASY SET®	13	29050	LEAF SKIMMER	70
26643	SX1500 SAND FILTER	49	26784	3M X 1.75M X 0.8M PRISM	25	28108	8' X 24" EASY SET®	13	29051	LEAF RAKE	70
26644	SX1500 SAND FILTER	49	26788	4M X 2M X 1M PRISM	25	28116	10' X 24" EASY SET®	14	29052	10" WALL BRUSH	70
26645	SX2100 SAND FILTER	49	26790	4M X 2M X 1.22M PRISM	25	28118	10' X 24" EASY SET®	14	29053	16" WALL BRUSH	70
26646	SX2100 SAND FILTER	49	26791	16' X 8' X 42" PRISM	25	28120	10' X 30" EASY SET®	14	29054	POLE (94")	71
26647	SX2800 SAND FILTER	49	26792	16' X 8' X 42" PRISM	25	28121	10' X 30" EASY SET®	14	29055	POLE (110")	71
26648	SX2800 SAND FILTER	49	26796	16½' X 9' X 48" PRISM	27	28122	10' X 30" EASY SET®	14	29056	CLEANING KIT	70
26651	SX3000 SAND FILTER	49	26798	20' X 10' X 48" PRISM	27	28130	12' X 30" EASY SET®	14	29057	CLEANING KIT	70
26652	SX3200 SAND FILTER	49	28000	SURFACE SKIMMER	61	28131	12' X 30" EASY SET®	14	29059	(1¼") HOSE	71
26661	QS200 SALTWATER SYSTEM	51	28002	MAINTENANCE KIT	64	28132	12' X 30" EASY SET®	14	29060	(1½") HOSE	71
26662	QS200 SALTWATER SYSTEM	51	28003	MAINTENANCE KIT	64	28141	13' X 33" EASY SET®	15	29061	ADAPTER B	71
26663	QS400 SALTWATER SYSTEM	51	28005	ZX300 AUTO POOL CLEANER	67	28142	13' X 33" EASY SET®	15	29080	FOOT BATH	61
26664	QS400 SALTWATER SYSTEM	51	28006	ZX100 POOL CLEANER	66	28143	13' X 33" EASY SET®	15	29081	FLOOR PROTECTOR	61
26665	QZ1100 SALTWATER & OZONE	51	28007	ZX50 AUTO POOL CLEANER	66	28157	15' X 33" EASY SET®	15	29083	VACUUM HOSE	71
26666	QZ1100 SALTWATER & OZONE	51	28010	8' SOLAR COVER	63	28158	15' X 33" EASY SET®	15	29084	FLOOR PROTECTOR	61
26667	QS500 SALTWATER SYSTEM	50	28011	10' SOLAR COVER	63	28200	10' X 30" METAL	19	57173	MINI FRAME™ POOL	10
26668	QS500 SALTWATER SYSTEM	50	28012	12' SOLAR COVER	63	28201	10' X 30" METAL	19			
26669	QS1200 SALTWATER SYSTEM	50	28013	15' SOLAR COVER	63	28202	10' X 30" METAL	19			