



LAY-Z-SPA.
HAWAII

Bestway

LAY-Z-SPA®

2025 CATALOG

2025 CATALOG COLLECTION

Enjoy our extensive
collection of products
in our six catalogs.

- Above Ground Pools
- Air Mattresses
- Hot Tubs
- Summer & License
- Watersports
- Camping Gear*

Only available for INTL

Digital Catalogs

Easily access all of our catalogs
while on the go. Ask your Sales
Rep for the link to our catalog
website, and Bestway® products
can be right at your fingertips!

- View the latest catalogs
- Quickly flip through and
find any product
- Check out product details,
photos and even videos



Bestway



ANNIVERSARY
1994 — 2024

Three decades ago, Bestway created its very first product: a beach ball!

Since then, Bestway has produced over **1,100 products** in more than **120 countries** worldwide. In fact, 1 in 50 people around the world owns a Bestway product.

From our commitment to **innovation** and assuring the highest **quality** possible, to our vertically integrated manufacturing systems and **sustainability** efforts, every product Bestway creates centers on one goal: to help our customers get the most out of life by enjoying more adventure and making more memories.

Here's to the first 30 years, and to many, many more as we help people "**Live It Up!**"

OUR VISION & MISSION

Our Vision has remained the same since we created our very first product – a simple beach ball – in 1994: to create high-quality, innovative, recreational products that bring fun, relaxation and adventure to people's lives. Behind that vision is our mission to create memorable experiences for families who want to splash into summer, relax in winter and make the most of every moment year-round.

Now over 30 years later, **Bestway** has forged a global presence in more than 120 countries by developing over 1,100 products and becoming forward-thinkers about sustainable business practices.

SERVICE

Bestway is committed to customer satisfaction and providing you with the best product solutions. Our advanced online services and customer service team allow customers to easily resolve issues that arise with their products, offer downloadable manuals and instructional videos, answers to their frequently asked questions and call support.



VERTICALLY
INTEGRATED



CUSTOMER
FOCUSED



INNOVATIVE



SUSTAINABLE



CONSUMER
DRIVEN



FULLY OWNED
PRODUCTION
FACILITIES



SERVICE &
SOLUTIONS



WHAT'S NEW AT BESTWAY

In 2020, Bestway opened our doors to a **new, clean, state-of-the-art manufacturing facility in Vietnam** in an effort to diversify our production capabilities globally. With rapid plans for expansion, this new facility offers additional tariff-saving opportunities and flexibility in Bestway's global manufacturing efforts.

Our Vietnam facility currently manufactures air mattresses, air pumps, pool filter pumps, inflatable pools, pool covers and trampolines. These products go through extensive PVC, lab and lifecycle testing to ensure high-quality and longevity.

VIETNAM QA TESTING PROCESS



GLOBAL FACTORIES



JIANGSU



HAIAN



NANTONG



SHANGHAI



VIETNAM

AROUND THE WORLD



SHANGHAI, CHINA HQ • PRODUCTION

No. 208 Jin Yuan Wu Road, Shanghai,
201812, China
+86 21 6913 5588
info@bestwaycorp.com



CHANDLER, U.S.A. R&D • SUBSIDIARY

3435 S. McQueen Road, Chandler, AZ 85286,
United States of America
+1 480 838 3888
info@bestwaycorp.us



HONG KONG, CHINA R&D • SUBSIDIARY

Suite 713, 7/Floor, East Wing, Tsim Sha Tsui Centre,
66 Mody Road, Kowloon, Hong Kong
+852 2997 7169
info@bestwaycorp.hk



MILAN, ITALY R&D • SUBSIDIARY

Via Resistenza, 5 20098
San Giuliano M.se (Mi), Italy
+39 02 9884 881
info@bestwaycorp.eu



BELGIUM / LUXEMBURG SUBSIDIARY

Graaf van Landaststraat 148
9700 Oudenaarde, Belgium
+32 55 60 42 02
info@bestwaycorp.be



COPENHAGEN, DENMARK SUBSIDIARY

Amagertorv 17, 3rd FLDK-1160
Copenhagen K Denmark
+45 78744569
info@bestwayscandinavia.eu



DUBAI, U.A.E. SUBSIDIARY

International Media Production Zone (IMPZ) Plot C22
Dubai, United Arab Emirates
+971 55 859 3104 / +971 4 2476 743
info@bestwayme.com



HAMBURG, GERMANY SUBSIDIARY

Parkstraße 11 24534
Neumünster, Germany
+49 4321 555 05 - 0
info@bestwaycorp.de



LYON, FRANCE SUBSIDIARY

223 rue des Metalliers ZI Les Platières
69700 Chassagny Beauvallon
+33 4 97 04 92 99
info@bestwaycorp.fr



MOSCOW, RUSSIA SUBSIDIARY

Moscow, metro Taganskaya,
st. Bolshiye Kamenskiki, 6, building 1
+8 (499) 501-11-64
info@bestway-russia.ru



SAN PAULO, BRAZIL SUBSIDIARY

Av Cerro Azul, 2783 Maringã - PR - Brazil
Zip Code: 87010-055
+55 44 3052-6006
info@bestwaycorp.com.br



SANTIAGO, CHILE SUBSIDIARY

Salar Ascotan 1282, Parque Enea, Pudahuel,
Santiago, Chile
+562 3203 6438
info@bestwaycorp.lat



SYDNEY, AUSTRALIA SUBSIDIARY

Unit 2/98-104 Carnarvon St Silverwater,
NSW 2128, Australia
+61 2 9037 1388
info@bestwaycorp.com.au



WARSAW, POLAND SUBSIDIARY

Ul. Ekologiczna 24 05-080
Klaudyn Poland
+48 22 60 22 508
info@bestwaycorp.pl

B THE CHANGE MISSION

Our Commitment to a Better Future

As a leader in innovations, Bestway is striving to **B the Change** in the industry. We manufacture our products in 1,383,000 square feet of factory buildings, each covered in solar panels to equal about 40 soccer fields. As an annual recipient of the "Top Performing Supplier on Climate Action" award, we continue to drive sustainable practices forward through three main categories: **renewable resources, waste and packaging.**



Ongoing Energy Reduction Projects to Reduce Emissions



Reuse 38 Categories of Materials



Water is Reused in Factories, Offices & Dormitories



Annual Recipient of "China Top Performing Suppliers on Climate Action" Award

7.5%
OVERALL ENERGY
**POWERED
BY SOLAR**



40
SOCCER FIELDS
WORTH OF
**SOLAR
PANELS**



99.7%
OF SCRAP
MATERIALS ARE
REUSED*
*.3% of waste is incinerated



OVER
35,000
TONS OF PVC
REUSED IN 2022



BOXES MADE WITH
90%
POST-CONSUMER
**RECYCLED
MATERIAL**



96%
**RECYCLABLE
PACKAGING**



LAY-Z-SPA®



WELCOME

Over a decade of advanced engineering innovations have built a name that people all around the world have grown to trust.

Lay-Z-Spa® offers an affordable hot tub experience that's convenient to use, easy to set up and provides total relaxation.

Backed by the Bestway® customer service team, consumers can enjoy peace of mind while relaxing in their new hot tub.

With different massage technologies, Lay-Z-Spa offers the ultimate way to rest and recharge.



CONTENTS

SPA TECHNOLOGIES

PRODUCT TECHNOLOGY
PG 14-15

PUMP TECHNOLOGY
PG 16

MASSAGE TECHNOLOGY
PG 17

PRODUCT SAFETY
PG 18-19

MATERIAL TECHNOLOGY
PG 20-21

NEW HOT TUB NAMING
CONVENTIONS
PG 22-23

SMARTPHONE APP
PG 24

PRODUCT PLANOGRAM
PG 25

PRODUCT MATRIX
PG 26-27

STANDARD SERIES

MIAMI
AIRJET™ 4
6001C | PG 30-33

MIAMI
AIRJET™ 6
6001D | PG 34-37

HOLLYWOOD
LUXE AIRJET™ 6
60059 | PG 38-41

HOLLYWOOD
LUXE AIRJET™ 6
6001F | PG 42-45

MAXHOLD™ SERIES

HAWAII
SMART AIRJET™ 6
6001G | PG 50-53

HAWAII
SMART AIRJET™ 6
6001H | PG 54-57

BALI
SMART AIRJET™ 6
6001N | PG 58-61

BALI
SMART AIRJET™ 7
6001P | PG 62-65

ROME
SMART AIRJET™ 6
6001K | PG 66-69

ROME
SMART AIRJET™ 7
6001M | PG 70-73

DOMINICA
SMART HYDROJET™ 6
6001S | PG 74-77

CABO
SMART HYDROJET™ 6
6001R | PG 78-81

SANTORINI
SMART HYDROJET PRO™ 7
6001T | PG 82-85

MALDIVES
SMART HYDROJET PRO™ 7
6001U | PG 86-89

SAN FRANCISCO
SMART HYDROJET PRO™ 7
6001Q | PG 90-93

THERMACORE™ SERIES

CARRARA
SMART AIRJET™ 6
6001V | PG 96-99

TORONTO
SMART AIRJET™ 7
6001W | PG 100-103

XTRAS

UNDERWATER
VACUUM
60323 | PG 106

RECHARGEABLE
UNDERWATER
VACUUM
60327 | PG 106

ALL IN ONE
TOOL SET
60310 | PG 106

POOL & SPA
TEST STRIPS
58142 | PG 106

FILTER
CARTRIDGE (VI)
60311 | PG 107

HYDROGENIC™
0.5 G/H SALTWATER
CHLORINATOR
60340 | PG 107

SPA SEAT
60321 | PG 107

PADDED PILLOW
60316 | PG 107

PILLOW
60307 | PG 108

DRINK HOLDER
60306 | PG 108

4-IN-1
ACCESSORY TRAY
60337 | PG 108

SOOTHING LED
WATERFALL
60322 | PG 108

7-COLOR
LED LIGHT
60303 | PG 109

DOME
60305 | PG 109

CANOPY
60304 | PG 109

FLOOR
PROTECTOR
60334 | PG 109

ROUND THERMAL
COVERS
60317, 60318, 60326,
60331 | PG 110

SQUARE THERMAL
COVERS
60319, 60332,
60333 | PG 111

PRODUCT TECHNOLOGY



THE ORIGINAL PREMIUM PORTABLE SPA™

As a leading manufacturer of the inflatable, portable hot tub, Lay-Z-Spa® has become an industry staple that consumers know and trust. From technological innovations to style, Lay-Z-Spa leads the market. High-functioning components and safety are the main priorities of the hot tub line, providing consumers with products they can depend on.



FREEZE SHIELD® TECHNOLOGY

COMFORT IN THE COLD

Freeze Shield® successfully equips the hot tub for year-round, all-weather use. Designed with innovative winterizing technology and an improved material, these hot tubs automatically increase water circulation and heating when temperatures are low to prevent the inner parts from damage.



INCREASED ENERGY EFFICIENCY

HIGH HEAT RETENTION, LOW ELECTRIC BILL

The EnergySense® thermal covers and liners retain more heat than PVC material alone. This allows the hot tub to heat up faster and stay hotter longer, leading to as much as 40-60% higher energy-efficiency.





HIGH-TECH COMPONENTS AND DECREASED NOISE

EFFICIENT • DURABLE • SAFE

The internal pump components are designed to work efficiently, while reducing the noise level as much as possible during use. Engineered with a rotor and blade, our pumps are specifically designed to have a soft internal connection, reducing the noise.

ADVANCED HEATING SYSTEM

By using advanced materials to create our heating mechanism, we ensure efficient temperature control. The internal structure is protected by six layers of insulation to prevent electrical damage.

PUMP TECHNOLOGY

Every Lay-Z-Spa hot tub set comes with a multi-function pump that inflates the hot tub, heats the water and runs the filtration system. Each hot tub is assembled using the pump, no additional tools required!

ULTRAFIT™ PUMP

SPACE-SAVING SOLUTION

Some of our AirJet™ hot tub sets feature the UltraFit pump – a multi-function pump that is built directly into the liner. With all of the same functions as our standard pump, the UltraFit version saves valuable backyard space, expedites the installation process, and looks sleek and modern.




MASSAGE TECHNOLOGY



AIRJET™ SYSTEM

Soothe your body and relax your mind with the touch of a button! The AirJets work by releasing air into the water, surrounding you with a calming bubble massage.



HYDROJET™ SYSTEM

Enjoy a deeper massage with the HydroJet System! Along with the bubble massage, there are a few adjustable nozzles next to the pump that release a more targeted massage.



HYDROJET PRO™ SYSTEM

HydroJet Pro is the best of both worlds! Adjustable nozzles along the inside walls of the hot tub release soothing jetstreams of water, while jets along the bottom release a calming flow of air bubbles specifically targeting your feet and back.



PRODUCT SAFETY

Safety is our top priority when designing and producing our inflatable hot tubs. We are consistently upgrading our products to ensure that consumer safety is never compromised. Currently, Lay-Z-Spa is the only brand on the market that uses this exclusive GDS & GLEDs technology.

GDS

GROUND DETECTION SYSTEM

With safety as a priority, every hot tub is equipped with our advanced, market-leading Ground Detection System, which monitors the energy supply to ensure it is being used safely. If the system detects an issue, the pump alerts the user and does not allow further use until the power supply is correctly earthed.



GLEDs

GROUND LINE ELECTRIC DETECTION SYSTEM

Once the hot tub is plugged in, the system continuously monitors the ground of the electrical system in the house and will advise the user with the E18 code if there is other electricity detected.



MATERIAL TECHNOLOGY

PVC CONSTRUCTION

ESSENTIAL STRENGTH AND COMFORT

The internal construction of these hot tubs is designed to offer superior structural stability while still maintaining a comfortable surface.

MAXHOLD™ CONSTRUCTION

PREMIUM AIR RETENTION

MaxHold™ fabric internal beams prevent stretching and air loss, ensuring the hot tub consistently maintains its shape even with repeated inflation and deflation.

THERMACORE™ CONSTRUCTION

EXCEPTIONAL STABILITY

ThermaCore™ foam construction creates a rigid, firm structure that is exceptionally sturdy and stable. Plus, with built-in foam insulation, it is up to 60% more energy-efficient than its inflatable counterparts.





TRITECH[®] MATERIAL

3-LAYER STRENGTH

This exclusive formula of mesh encased in PVC offers three layers of puncture, abrasion and stretch resistance to protect the hot tub.



NEW HOT TUB NAMING CONVENTIONS

For streamlined alignment within the hot tub category, we updated the naming conventions to be determined by 4 major factors.

1. FAMILY GROUPS

The official name will be a city determined by the construction and external liner design:

	PVC BEAMS	MAXHOLD™ BEAMS	THERMACORE™
PLAIN	Miami	Hawaii	—
WOODEN	Helsinki	—	Toronto
WICKER	Fiji	Bali	—
MARBLE	Athens	Rome	Carrara
SEMI-TRANSPARENT	Hollywood	—	—

3. MASSAGE SYSTEM

The name of the massage system is added after the special feature (if applicable):

MASSAGE SYSTEM	AirJet™	HydroJet™	HydroJet Pro™
----------------	---------	-----------	---------------

2. SPECIAL FEATURE*

A pre-defined descriptor is added to the name based on the following hierarchy:

SPECIAL FEATURE	Smart	Luxe
MEANING	Wi-Fi integration	LED lights

*If more than one special feature is present on the product, the item will take the name of the highest-ranking feature in the hierarchy.

4. USER CAPACITY

The max user capacity of the hot tub is added to the end of the name:

NUMBER	4	6	7
USER CAPACITY RANGE	2-4 Adults	4-6 Adults	5-7 Adults

IMPLEMENTATION

All existing products will be updated to include the Special Feature and User Capacity, but they will keep the existing city name.

All new products beginning in the 2025 season will follow the new convention system outlined here.

Some naming conventions may apply to Special Edition hot tubs only.

PACKAGING EXAMPLE:

1. FAMILY GROUP

2. SPECIAL FEATURE

3. MESSAGE SYSTEM

4. USER CAPACITY

LAY-Z-SPA

UP TO 40% MORE ENERGY-EFFICIENT

SMART CABO 6 631 TTB
MAXHOLD SERIES

INFLATED SIZE
1.80 m x 1.80 m x 71 cm / 71" x 71" x 28"

HYDROJET SYSTEM
4 NOZZLES
140 BUBBLE JETS
3 INTENSITY LEVELS

ENERGYSense INSULATION
Energy-efficient design
Reduces heat loss
Saves energy and money

MAXHOLD BEAMS & TRITECH WALLS
Durable construction
Resists cracking and warping
Long-lasting performance

FREEZE SHIELD
Protects against freezing temperatures
Prevents damage to the hot tub

Bestway

SMARTPHONE APP CONTROL



HEAT CONTROL

Create, save and edit multiple timers to apply the perfect temperature anytime throughout the week



SET TIMER

Set the Power Saving Timer to only run the system during the selected times



FILTRATION

Allows for multiple timers to be created for water filter activation



MASSAGE SETTINGS

Run the massage system with the touch of a button



MASSAGE REGULATION

A special feature on some hot tubs allows the user to choose from two massage bubble intensity levels, giving them control over their relaxation experience



APP CONNECTION

DELIVERING CONVENIENCE AND COMFORT

With the Bestway smartphone app, control is right in the palm of your hand. This innovation makes the Lay-Z-Spa one of the most convenient in the market. Compatible with smart devices, the Hot Tub Control section of the app lets you control the hot tub's temperature, run the filtration system, and control the massage system with just the touch of a button! Plus, you can even set a timer for the temperature and filtration systems.



QUICK SET-UP

1

DOWNLOAD THE BESTWAY
SMARTPHONE APP

2

CLICK ON SPA

3

FOLLOW THE SET-UP
INSTRUCTIONS

PLANOGRAM



PACKAGING NOT TO SCALE

2025 LAY-Z-SPA MATRIX

STANDARD SERIES

	  MIAMI AIRJET™ 4	  MIAMI AIRJET™ 6	 HOLLYWOOD LUXE AIRJET™ 6	  HOLLYWOOD LUXE AIRJET™ 6	  HAWAII SMART AIRJET™ 6	  HAWAII SMART AIRJET™ 6	  BALI SMART AIRJET™ 6	  BALI SMART AIRJET™ 7
ITEM NUMBER	6001C	6001D	60059	6001F	6001G	6001H	6001N	6001P
EXTERNAL CONSTRUCTION	Tritech® Material	Tritech® Material	Tritech® Material	Tritech® Material	Tritech® Material	Tritech® Material	Tritech® Material	Tritech® Material
INTERNAL BEAMS	PVC Beam	PVC Beam	PVC Beam	PVC Beam	MaxHold™ Beams	MaxHold™ Beams	MaxHold™ Beams	MaxHold™ Beams
MASSAGE TECHNOLOGY	AirJet™	AirJet™	AirJet™	AirJet™	AirJet™	AirJet™	AirJet™	AirJet™
PUMP TYPE	External Pump	External Pump	External Pump	External Pump	UltraFit™ Pump	UltraFit™ Pump	UltraFit™ Pump	UltraFit™ Pump
ENERGY-EFFICIENT CONSTRUCTION	■	■			■	■	■	■
USER CAPACITY	2-4 Adults	4-6 Adults	4-6 Adults	4-6 Adults	4-6 Adults	4-6 Adults	4-6 Adults	5-7 Adults
PRINT	Dark Blue	Dark Green	Black Waves	Marble	Terracotta	Blue	Grey Rattan	Brown Rattan
SHAPE	Round	Round	Round	Square	Round	Square	Round	Round
INFLATED SIZE	1.80 m x 66 cm (71" x 26")	1.96 m x 66 cm (77" x 26")	1.96 m x 66 cm (77" x 26")	1.80 m x 1.80 m x 66 cm (71" x 71" x 26")	1.96 m x 71 cm (77" x 28")	1.80 m x 1.80 m x 71 cm (71" x 71" x 28")	1.96 m x 71 cm (77" x 28")	2.16 m x 71 cm (85" x 28")
INNER SIZE	1.32 m (52")	1.48 m (58")	1.48 m (58")	1.32 m x 1.32 m (52" x 52")	1.51 m (59")	1.30 m x 1.30 m (51" x 51")	1.51 m (59")	1.71 m (67")
WATER CAPACITY	669 L (177 gal.)	908 L (240 gal.)	908 L (240 gal.)	778 L (205 gal.)	980 L (259 gal.)	840 L (222 gal.)	980 L (259 gal.)	1,260 L (333 gal.)
NUMBER OF JETS	120	140	140	140	140	140	140	180
FEATURES								
PAGE	30-33	34-37	38-41	42-45	50-53	54-57	58-61	62-65

FEATURES KEY



SMARTPHONE APP



MASSAGE REGULATION



FREEZE SHIELD®



INTEGRATED SEATS



LED LIGHTS



ENERGYSENSE®



FOOT MASSAGE

MAXHOLD™ SERIES

THERMACORE™ SERIES

NEW	NEW	NEW	NEW	NEW	NEW	NEW	NEW	NEW
ROME SMART AIRJET™ 6	ROME SMART AIRJET™ 7	DOMINICA SMART HYDROJET™ 6	CABO SMART HYDROJET™ 6	SANTORINI SMART HYDROJET PRO™ 7	MALDIVES SMART HYDROJET PRO™ 7	SAN FRANCISCO SMART HYDROJET PRO™ 7	CARRARA SMART AIRJET™ 6	TORONTO SMART AIRJET™ 7
6001K	6001M	6001S	6001R	6001T	6001U	6001Q	6001V	6001W
Tritech® Material	Tritech® Material	Tritech® Material	Tritech® Material	Tritech® Material	Tritech® Material	Tritech® Material	Tritech® Material	Tritech® Material
MaxHold™ Beams	MaxHold™ Beams	MaxHold™ Beams	MaxHold™ Beams	MaxHold™ Beams	MaxHold™ Beams	MaxHold™ Beams	ThermaCore™	ThermaCore™
AirJet™	AirJet™	HydroJet™	HydroJet™	HydroJet Pro™	HydroJet Pro™	HydroJet Pro™	AirJet™	AirJet™
UltraFit™ Pump	UltraFit™ Pump	External Pump	External Pump	External Pump	External Pump	External Pump	UltraFit™ Pump	UltraFit™ Pump
▪	▪	▪	▪	▪	▪	▪	▪	▪
4-6 Adults	5-7 Adults	4-6 Adults	4-6 Adults	5-7 Adults	5-7 Adults	5-7 Adults	4-6 Adults	5-7 Adults
Brown Marble	Sand Marble	Brown	Brown Rattan	Grey	Burgundy	Grey Marble	Grey Stone	Brown Wood
Square	Square	Round	Square	Round	Square	Square	Round	Round
1.80 m x 1.80 m x 71 cm (71" x 71" x 28")	2.01 m x 2.01 m x 71 cm (79" x 79" x 28")	1.96 m x 71 cm (77" x 28")	1.80 m x 1.80 m x 71 cm (71" x 71" x 28")	2.16 m x 80 cm (85" x 31.5")	2.01 m x 2.01 m x 80 cm (79" x 79" x 31.5")	2.30 m x 2.30 m x 71 cm (90.5" x 90.5" x 28")	1.70 m x 65 cm (67" x 25.5")	1.90 m x 70 cm (75" x 27.5")
1.30 m x 1.30 m (51" x 51")	1.51 m x 1.51 m (59" x 59")	1.46 m (57")	1.30 m x 1.30 m (51" x 51")	1.66 m (65")	1.51 m x 1.51 m (59" x 59")	1.80 m x 1.80 m (71" x 71")	1.50 m (59")	1.70 m (67")
840 L (222 gal.)	1,180 L (312 gal.)	810 L (214 gal.)	795 L (210 gal.)	1,190 L (314 gal.)	1,050 L (277 gal.)	1,180 L (312 gal.)	850 L (225 gal.)	1,250 L (331 gal.)
140	180	4 jetstream nozzles and 140 jets	4 jetstream nozzles and 140 jets	10 jetstream nozzles and 180 jets	10 jetstream nozzles and 180 jets	10 jetstream nozzles and 180 jets	140	180
IS	IS	IS	IS	IS	IS	IS	IS	IS
66-69	70-73	74-77	78-81	82-85	86-89	90-93	96-99	100-103

STANDARD SERIES

PVC CONSTRUCTION

ESSENTIAL STRENGTH AND COMFORT

The internal construction of these hot tubs is designed to offer superior structural stability while still maintaining a comfortable surface.







NEW

MIAMI

AIRJET™ 4

6001C

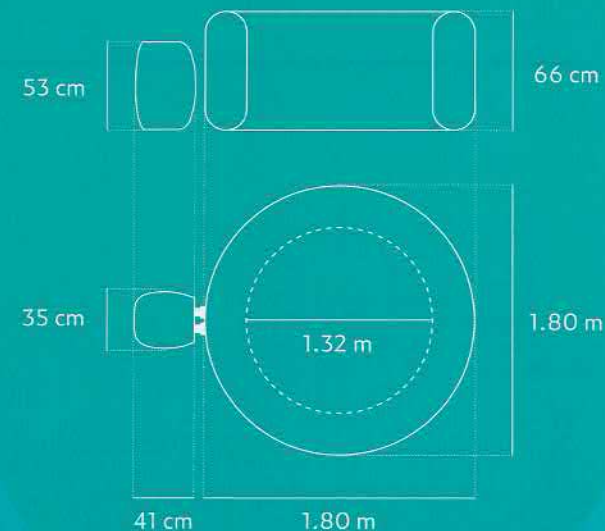
- Soothing AirJet™ bubble massage system (120 jets)
- EnergySense® insulated walls and cover make this hot tub up to 40% more energy efficient
- Ultra-strong Tritech® walls are stress tested to offer durability
- Freeze Shield® automatic heating prevents water from freezing & damaging the hot tub
- Program the hot tub heater up to 40 days in advance for future use
- ChemConnect® dispenser provides a stable level of chlorine throughout the hot tub
- Power-saving, timer-controlled heating system
- Digital control panel & pump with integrated filtration system includes cup holders and is accessible from inside the hot tub
- Reinforced safety cover with lock clips

CONTENTS

- 1 liner
- 1 cover
- 1 pump
- 1 filter cartridge (VI)
- 1 ChemConnect® dispenser
- 1 repair patch



DIMENSIONS



NEW

MIAMI

AIRJET™ 4

6001C

TRITECH® MATERIAL

WALL AND TOP RING


The outer surface of this hot tub is constructed with premium Tritech® material, providing superior durability, stretch resistance and structural stability.



ENERGYSENSE® INSULATION

The innovative EnergySense multi-layer insulated construction prevents heat loss, making this hot tub as much as 40% more energy-efficient than similar inflatable hot tubs.

PATENT-PENDING



SPECIFICATIONS

WATER CAPACITY	669 L (177 gal.)
INFLATED SIZE	1.80 m x 66 cm (71" x 26")
INNER SIZE	1.32 m (52")
FILLED WEIGHT	698 kg (1,539 lbs)
RATING	220-240V~ 50Hz, 2050W at 20°C (68°F)
ACTUAL WATER FLOW	1,325 L/h (350 gal./h)
HEATING SYSTEM	Approx. 1.5-2.0°C/h (3-4°F/h)
CERTIFICATION	CE/GS
PACK/GROSS WEIGHT	1 Ea., 36.15 kg (79.70 lbs)

FEATURES



FREEZE
SHIELD®



AIRJET™
MASSAGE SYSTEM



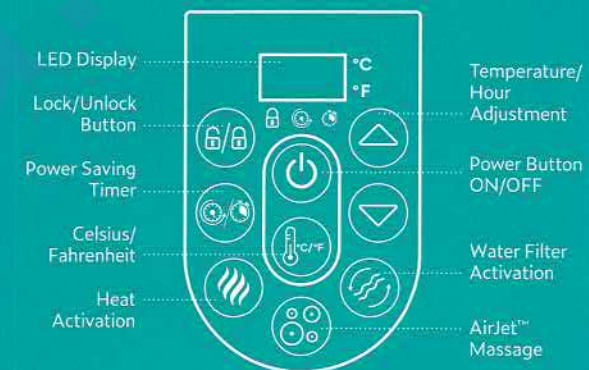
MULTI-FUNCTION
PUMP



CAPACITY
2-4 PEOPLE



DIGITAL CONTROL PANEL





NEW

MIAMI

AIRJET™ 6

6001D

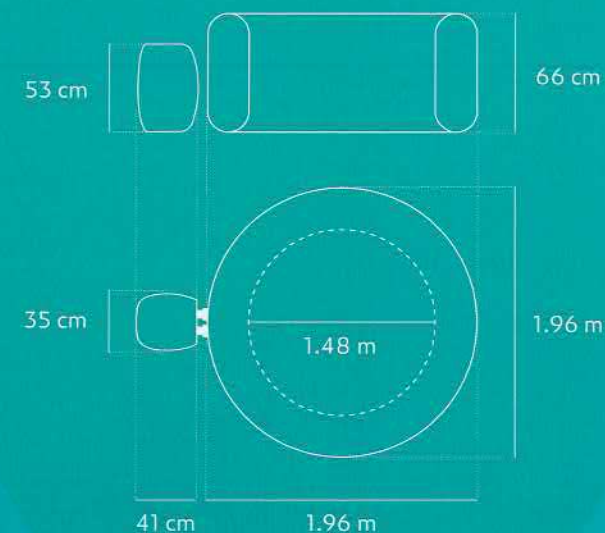
- Soothing AirJet™ bubble massage system (140 jets)
- EnergySense® insulated walls and cover make this hot tub up to 40% more energy efficient
- Ultra-strong Tritech® walls are stress tested to offer durability
- Freeze Shield® automatic heating prevents water from freezing & damaging the hot tub
- Program the hot tub heater up to 40 days in advance for future use
- ChemConnect® dispenser provides a stable level of chlorine throughout the hot tub
- Power-saving, timer-controlled heating system
- Digital control panel & pump with integrated filtration system includes cup holders and is accessible from inside the hot tub
- Reinforced safety cover with lock clips

CONTENTS

- 1 liner
- 1 cover
- 1 pump
- 1 filter cartridge (VI)
- 1 ChemConnect® dispenser
- 1 repair patch



DIMENSIONS



NEW

MIAMI

AIRJET™ 6

6001D

TRITECH® MATERIAL

WALL AND TOP RING

The outer surface of this hot tub is constructed with premium Tritech® material, providing superior durability, stretch resistance and structural stability.

ENERGYSENSE® INSULATION

The innovative EnergySense multi-layer insulated construction prevents heat loss, making this hot tub as much as 40% more energy-efficient than similar inflatable hot tubs.

PATENT-PENDING



SPECIFICATIONS

WATER CAPACITY	908 L (240 gal.)
INFLATED SIZE	1.96 m x 66 cm (77" x 26")
INNER SIZE	1.48 m (58")
FILLED WEIGHT	940 kg (2,072 lbs)
RATING	220-240V~ 50Hz, 2050W at 20°C (68°F)
ACTUAL WATER FLOW	1,325 L/h (350 gal./h)
HEATING SYSTEM	Approx. 1.5-2.0°C/h (3-4°F/h)
CERTIFICATION	CE/GS
PACK/GROSS WEIGHT	1 Ea., 39.42 kg (86.91 lbs)

FEATURES



FREEZE
SHIELD®




AIRJET™
MASSAGE SYSTEM



MULTI-FUNCTION
PUMP



CAPACITY
4-6 PEOPLE



DIGITAL CONTROL PANEL





COLORFUL
LED LIGHTS

SCAN HERE TO SEE
HOW IT WORKS!



HOLLYWOOD

LUXE AIRJET™ 6

60059

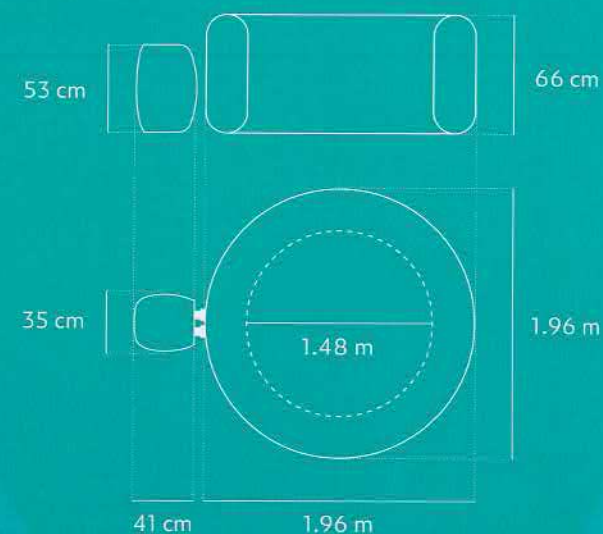


- Soothing AirJet™ bubble massage system (140 jets)
- Ultra-strong Tritech® walls are stress tested to offer durability
- Freeze Shield® automatic heating prevents water from freezing & damaging the hot tub
- Program the hot tub heater up to 40 days in advance for future use
- ChemConnect® dispenser provides a stable level of chlorine throughout the hot tub
- Remote-controlled plug-in multicolored LED light shines through the semi-transparent liner to illuminate the water



- Power-saving, timer-controlled heating system
- Digital control panel & pump with integrated filtration system includes cup holders and is accessible from inside the hot tub
- Reinforced safety cover with lock clips

DIMENSIONS



CONTENTS

- | | |
|---------------------------|----------------------------|
| • 1 liner | • 1 ChemConnect® dispenser |
| • 1 cover | • 1 LED light strip |
| • 1 pump | • 4 pillows |
| • 1 filter cartridge (VI) | • 1 repair patch |

HOLLYWOOD

LUXE AIRJET™ 6

60059

TRITECH® MATERIAL

WALL AND TOP RING

The outer surface of this hot tub is constructed with premium Tritech® material, providing superior durability, stretch resistance and structural stability.



SPECIFICATIONS

WATER CAPACITY	908 L (240 gal.)
INFLATED SIZE	1.96 m x 66 cm (77" x 26")
INNER SIZE	1.48 m (58")
FILLED WEIGHT	938 kg (2,068 lbs)
RATING	220-240V~ 50Hz, 2050W at 20°C (68°F)
ACTUAL WATER FLOW	1,325 L/h (350 gal./h)
HEATING SYSTEM	Approx. 1.5-2.0°C/h (3-4°F/h)
CERTIFICATION	CE/GS
PACK/GROSS WEIGHT	1 Ea., 36.85 kg (81.24 lbs)

FEATURES



FREEZE
SHIELD®



AIRJET™
MASSAGE SYSTEM



MULTI-FUNCTION
PUMP



CAPACITY
4-6 PEOPLE



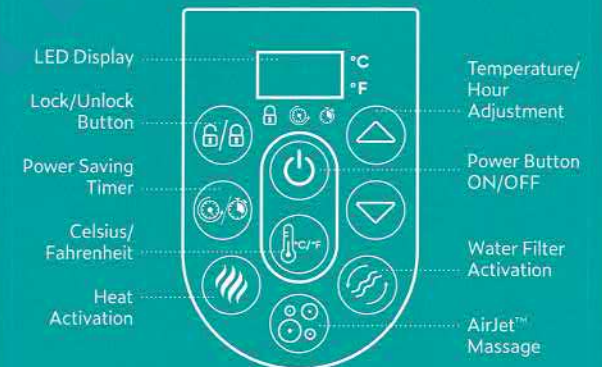
PADDED
PILLOWS



7-COLOR
LED LIGHTS



DIGITAL CONTROL PANEL





COLORFUL
LED LIGHTS

SCAN HERE TO SEE
HOW IT WORKS!



NEW

HOLLYWOOD

LUXE AIRJET™ 6

6001F

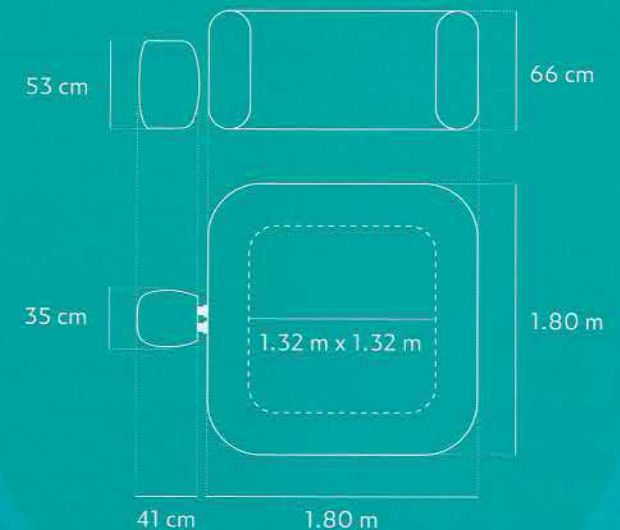
- Soothing AirJet™ bubble massage system (140 jets)
- Ultra-strong Tritex® walls are stress tested to offer durability
- Freeze Shield® automatic heating prevents water from freezing & damaging the hot tub
- Program the hot tub heater up to 40 days in advance for future use
- ChemConnect® dispenser provides a stable level of chlorine throughout the hot tub
- Remote-controlled plug-in multicolored LED light shines through the semi-transparent liner to illuminate the water



- Power-saving, timer-controlled heating system
- Digital control panel & pump with integrated filtration system includes cup holders and is accessible from inside the hot tub
- Reinforced safety cover with lock clips



DIMENSIONS



CONTENTS

- 1 liner
- 1 cover
- 1 pump
- 1 filter cartridge (VI)
- 1 ChemConnect® dispenser
- 1 LED light strip
- 4 pillows
- 1 repair patch

NEW

HOLLYWOOD

LUXE AIRJET™ 6

6001F



TRITECH® MATERIAL

WALL AND TOP RING

The outer surface of this hot tub is constructed with premium Tritech® material, providing superior durability, stretch resistance and structural stability.

SPECIFICATIONS

WATER CAPACITY	778 L (205 gal.)
INFLATED SIZE	1.80 m x 1.80 m x 66 cm (71" x 71" x 26")
INNER SIZE	1.32 m x 1.32 m (52" x 52")
FILLED WEIGHT	809 kg (1,783 lbs)
RATING	220-240V~ 50Hz, 2050W at 20°C (68°F)
ACTUAL WATER FLOW	1,325 L/h (350 gal./h)
HEATING SYSTEM	Approx. 1.5-2.0°C/h (3-4°F/h)
CERTIFICATION	CE/GS
PACK/GROSS WEIGHT	1 Ea., 38.01 kg (83.80 lbs)



FEATURES



FREEZE
SHIELD®



AIRJET™
MASSAGE SYSTEM



MULTI-FUNCTION
PUMP



CAPACITY
4-6 PEOPLE



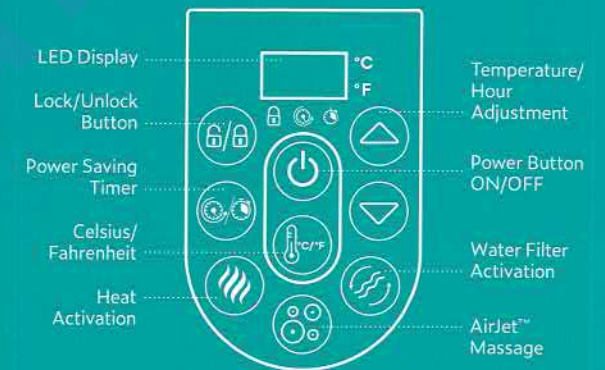
PADDED
PILLOWS



7-COLOR
LED LIGHTS



DIGITAL CONTROL PANEL



UNCOVER YOUR

Zen



Bestway



MAXHOLD™ SERIES

MAXHOLD™ CONSTRUCTION

PREMIUM AIR RETENTION

MaxHold™ fabric internal beams prevent stretching and air loss, ensuring the hot tub consistently maintains its shape even with repeated inflation and deflation.







ULTRAFIT™
PUMP

SCAN HERE TO SEE
HOW IT WORKS!



NEW

HAWAII

SMART AIRJET™ 6

6001G

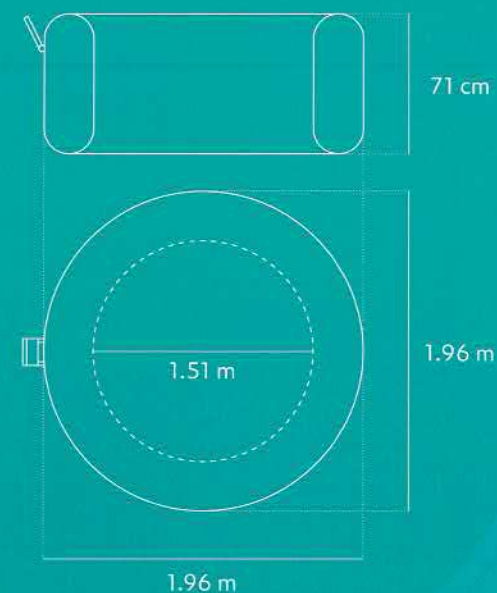
- Soothing AirJet™ bubble massage system (140 jets)
- Massage regulator provides 2 intensity level options
- EnergySense® insulated walls and cover make this hot tub up to 40% more energy efficient
- Ultra-strong Tritex® walls are stress tested to offer durability
- MaxHold™ fabric internal beams provide superior air pressure retention, stability and lightweight portability
- Freeze Shield® automatic heating prevents water from freezing & damaging the hot tub
- Program the hot tub heater up to 40 days in advance for future use
- UltraFit™ pump built into the liner with flip-up control panel, one-touch inflation, and hassle-free air pressure maintenance
- Built-in Wi-Fi module, hot tub can be controlled through a phone app
- ChemConnect® dispenser provides a stable level of chlorine throughout the hot tub
- Power-saving, timer-controlled heating system
- Reinforced safety cover with lock clips

CONTENTS

- 1 liner
- 1 cover
- 1 pump
- 1 filter cartridge (VI)
- 1 ChemConnect® dispenser
- 1 repair patch



DIMENSIONS



NEW

HAWAII

SMART AIRJET™ 6

6001G

TRITECH® MATERIAL

WALL AND TOP RING

The outer surface of this hot tub is constructed with premium Trittech® material, providing superior durability, stretch resistance and structural stability.

MAXHOLD™ MATERIAL

INTERNAL BEAMS

MaxHold™ fabric internal beams maintain their shape over time, providing superior air pressure retention and overall stability.



ENERGYSENSE® INSULATION

The innovative EnergySense multi-layer insulated construction prevents heat loss, making this hot tub as much as 40% more energy-efficient than similar inflatable hot tubs.

PATENT-PENDING

SPECIFICATIONS

WATER CAPACITY	980 L (259 gal.)
INFLATED SIZE	1.96 m x 71 cm (77" x 28")
INNER SIZE	1.51 m (59")
FILLED WEIGHT	1,012 kg (2,231 lbs)
RATING	220-240V~ 50Hz, 2050W at 20 °C (68 °F)
ACTUAL WATER FLOW	1,325 L/h (350 gal./h)
HEATING SYSTEM	Approx. 1.5-2.0 °C/h (3-4 °F/h)
CERTIFICATION	CE/GS
PACK/GROSS WEIGHT	1 Ea., 40.08 kg (88.36 lbs)



FEATURES



FREEZE
SHIELD®



AIRJET™
MESSAGE SYSTEM



MULTI-FUNCTION
PUMP




CAPACITY
4-6 PEOPLE



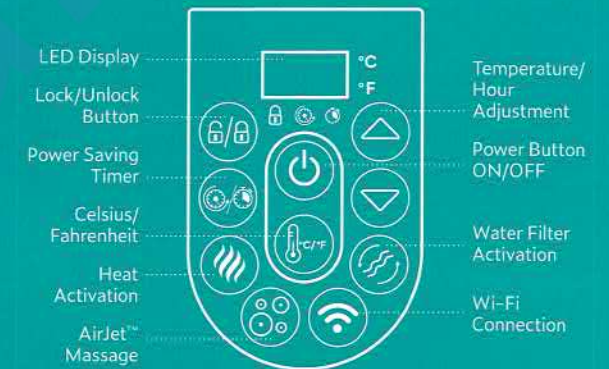
1x
MESSAGE
REGULATION
2 INTENSITY LEVELS



SMARTPHONE
APP



DIGITAL CONTROL PANEL





ULTRAFIT™
PUMP

SCAN HERE TO SEE
HOW IT WORKS!



NEW

HAWAII

SMART AIRJET™ 6

6001H

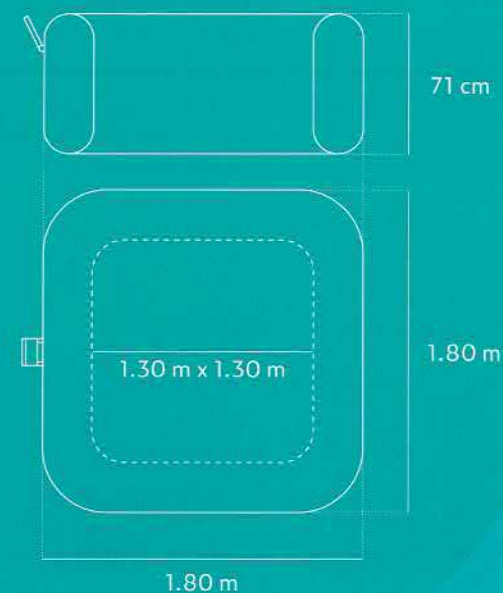
- Soothing AirJet™ bubble massage system (140 jets)
- Massage regulator provides 2 intensity level options
- EnergySense® insulated walls and cover make this hot tub up to 40% more energy efficient
- Ultra-strong Tritech® walls are stress tested to offer durability
- MaxHold™ fabric internal beams provide superior air pressure retention, stability and lightweight portability
- Freeze Shield® automatic heating prevents water from freezing & damaging the hot tub
- Program the hot tub heater up to 40 days in advance for future use
- UltraFit™ pump built into the liner with flip-up control panel, one-touch inflation, and hassle-free air pressure maintenance
- Built-in Wi-Fi module, hot tub can be controlled through a phone app
- ChemConnect® dispenser provides a stable level of chlorine throughout the hot tub
- Power-saving, timer-controlled heating system
- Reinforced safety cover with lock clips

CONTENTS

- 1 liner
- 1 cover
- 1 pump
- 1 filter cartridge (VI)
- 1 ChemConnect® dispenser
- 1 repair patch



DIMENSIONS



NEW

HAWAII

SMART AIRJET™ 6

6001H

TRITECH® MATERIAL

WALL AND TOP RING

The outer surface of this hot tub is constructed with premium Trittech® material, providing superior durability, stretch resistance and structural stability.

MAXHOLD™ MATERIAL

INTERNAL BEAMS

MaxHold™ fabric internal beams maintain their shape over time, providing superior air pressure retention and overall stability.


ENERGYSENSE® INSULATION

The innovative EnergySense multi-layer insulated construction prevents heat loss, making this hot tub as much as 40% more energy-efficient than similar inflatable hot tubs.

PATENT-PENDING

SPECIFICATIONS

WATER CAPACITY	840 L (222 gal.)
INFLATED SIZE	1.80 m x 1.80 m x 71 cm (71" x 71" x 28")
INNER SIZE	1.30 m x 1.30 m (51" x 51")
FILLED WEIGHT	873 kg (1,924 lbs)
RATING	220-240V~ 50Hz, 2050W at 20°C (68°F)
ACTUAL WATER FLOW	1,325 L/h (350 gal./h)
HEATING SYSTEM	Approx. 1.5-2.0°C/h (3-4°F/h)
CERTIFICATION	CE/GS
PACK/GROSS WEIGHT	1 Ea., 40.60 kg (89.51 lbs)



FEATURES



FREEZE
SHIELD®



AIRJET™
MESSAGE SYSTEM



MULTI-FUNCTION
PUMP



CAPACITY
4-6 PEOPLE



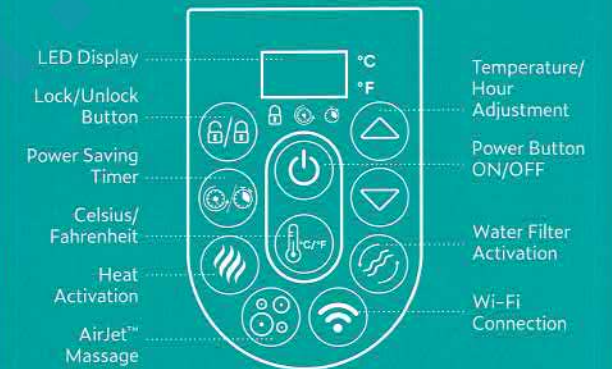
MESSAGE
REGULATION
2 INTENSITY LEVELS



SMARTPHONE
APP



DIGITAL CONTROL PANEL





ULTRAFIT™
PUMP

SCAN HERE TO SEE
HOW IT WORKS!



NEW

BALI

SMART AIRJET™ 6

6001N

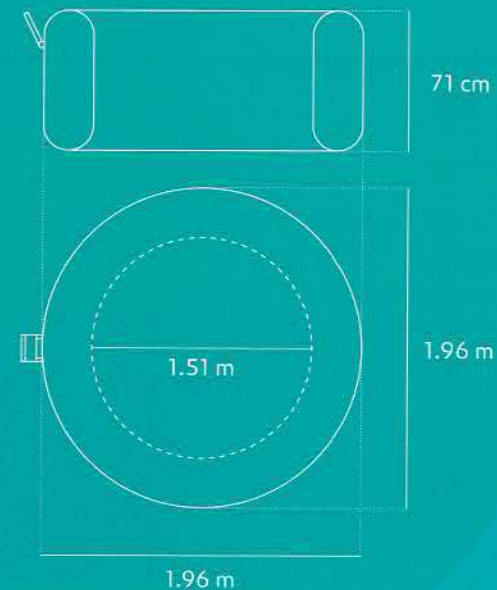
- Soothing AirJet™ bubble massage system (140 jets)
- Massage regulator provides 2 intensity level options
- EnergySense® insulated walls and cover make this hot tub up to 40% more energy efficient
- Ultra-strong Tritech® walls are stress tested to offer durability
- MaxHold™ fabric internal beams provide superior air pressure retention, stability and lightweight portability
- Freeze Shield® automatic heating prevents water from freezing & damaging the hot tub
- Program the hot tub heater up to 40 days in advance for future use
- UltraFit™ pump built into the liner with flip-up control panel, one-touch inflation, and hassle-free air pressure maintenance
- Built-in Wi-Fi module, hot tub can be controlled through a phone app
- ChemConnect® dispenser provides a stable level of chlorine throughout the hot tub
- Power-saving, timer-controlled heating system
- Reinforced safety cover with lock clips

CONTENTS

- 1 liner
- 1 cover
- 1 pump
- 1 filter cartridge (VI)
- 1 ChemConnect® dispenser
- 1 repair patch



DIMENSIONS



NEW

BALI

SMART AIRJET™ 6

6001N

TRITECH® MATERIAL

WALL AND TOP RING

The outer surface of this hot tub is constructed with premium Trittech® material, providing superior durability, stretch resistance and structural stability.

MAXHOLD™ MATERIAL

INTERNAL BEAMS

MaxHold™ fabric internal beams maintain their shape over time, providing superior air pressure retention and overall stability.


ENERGYSENSE® INSULATION

The innovative EnergySense multi-layer insulated construction prevents heat loss, making this hot tub as much as 40% more energy-efficient than similar inflatable hot tubs.

PATENT-PENDING

SPECIFICATIONS

WATER CAPACITY	980 L (259 gal.)
INFLATED SIZE	1.96 m x 71 cm (77" x 28")
INNER SIZE	1.51 m (59")
FILLED WEIGHT	1,012 kg (2,231 lbs)
RATING	220-240V~ 50Hz, 2050W at 20°C (68°F)
ACTUAL WATER FLOW	1,325 L/h (350 gal./h)
HEATING SYSTEM	Approx. 1.5-2.0°C/h (3-4°F/h)
CERTIFICATION	CE/GS
PACK/GROSS WEIGHT	1 Ea., 40.08 kg (88.36 lbs)



FEATURES



FREEZE
SHIELD®



AIRJET™
MASSAGE SYSTEM



MULTI-FUNCTION
PUMP




CAPACITY
4-6 PEOPLE



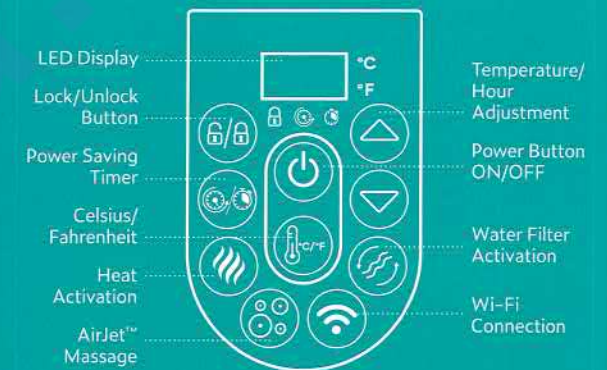
MASSAGE
REGULATION
2 INTENSITY LEVELS



SMARTPHONE
APP



DIGITAL CONTROL PANEL





ULTRAFIT™
PUMP

SCAN HERE TO SEE
HOW IT WORKS!



NEW

BALI

SMART AIRJET™ 7

6001P

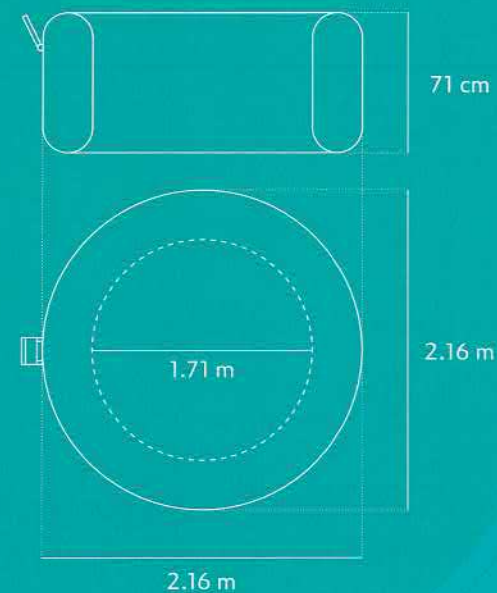
- Soothing AirJet™ bubble massage system (180 jets)
- Massage regulator provides 2 intensity level options
- EnergySense® insulated walls and cover make this hot tub up to 40% more energy efficient
- Ultra-strong Tritech® walls are stress tested to offer durability
- MaxHold™ fabric internal beams provide superior air pressure retention, stability and lightweight portability
- Freeze Shield® automatic heating prevents water from freezing & damaging the hot tub
- Program the hot tub heater up to 40 days in advance for future use
- UltraFit™ pump built into the liner with flip-up control panel, one-touch inflation, and hassle-free air pressure maintenance
- Built-in Wi-Fi module, hot tub can be controlled through a phone app
- ChemConnect® dispenser provides a stable level of chlorine throughout the hot tub
- Power-saving, timer-controlled heating system
- Reinforced safety cover with lock clips

CONTENTS

- 1 liner
- 1 cover
- 1 pump
- 1 filter cartridge (VI)
- 1 ChemConnect® dispenser
- 1 repair patch



DIMENSIONS



NEW

BALI

SMART AIRJET™ 7

6001P

TRITECH® MATERIAL

WALL AND TOP RING

The outer surface of this hot tub is constructed with premium Trittech® material, providing superior durability, stretch resistance and structural stability.

MAXHOLD™ MATERIAL

INTERNAL BEAMS

MaxHold™ fabric internal beams maintain their shape over time, providing superior air pressure retention and overall stability.


ENERGYSENSE® INSULATION

The innovative EnergySense multi-layer insulated construction prevents heat loss, making this hot tub as much as 40% more energy-efficient than similar inflatable hot tubs.

PATENT-PENDING

SPECIFICATIONS

WATER CAPACITY	1,260 L (333 gal.)
INFLATED SIZE	2.16 m x 71 cm (85" x 28")
INNER SIZE	1.71 m (67")
FILLED WEIGHT	1,297 kg (2,859 lbs)
RATING	220-240V~ 50Hz, 2050W at 20°C (68°F)
ACTUAL WATER FLOW	1,325 L/h (350 gal./h)
HEATING SYSTEM	Approx. 1.0-1.5°C/h (2-3°F/h)
CERTIFICATION	CE/GS
PACK/GROSS WEIGHT	1 Ea., 46.48 kg (102.47 lbs)



FEATURES



FREEZE
SHIELD®



AIRJET™
MASSAGE SYSTEM



MULTI-FUNCTION
PUMP




CAPACITY
5-7 PEOPLE




1x
MASSAGE
REGULATION
2 INTENSITY LEVELS



SMARTPHONE
APP



DIGITAL CONTROL PANEL





ULTRAFIT™
PUMP

SCAN HERE TO SEE
HOW IT WORKS!



NEW

ROME

SMART AIRJET™ 6

6001K

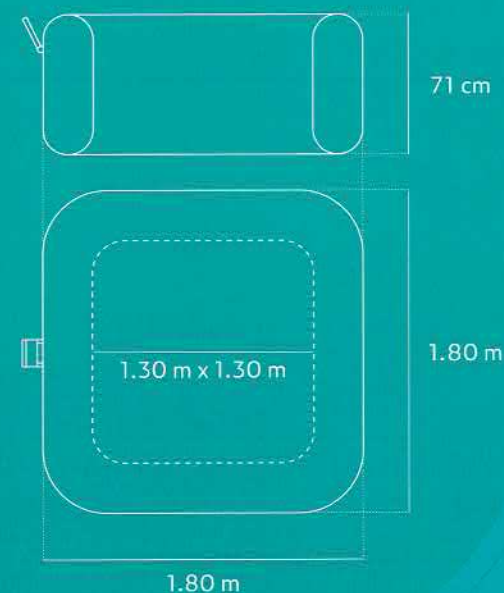
- Soothing AirJet™ bubble massage system (140 jets)
- Massage regulator provides 2 intensity level options
- EnergySense® insulated walls and cover make this hot tub up to 40% more energy efficient
- Ultra-strong Tritech® walls are stress tested to offer durability
- MaxHold™ fabric internal beams provide superior air pressure retention, stability and lightweight portability
- Freeze Shield® automatic heating prevents water from freezing & damaging the hot tub
- Program the hot tub heater up to 40 days in advance for future use
- UltraFit™ pump built into the liner with flip-up control panel, one-touch inflation, and hassle-free air pressure maintenance
- Built-in Wi-Fi module, hot tub can be controlled through a phone app
- ChemConnect® dispenser provides a stable level of chlorine throughout the hot tub
- Power-saving, timer-controlled heating system
- Reinforced safety cover with lock clips

CONTENTS

- 1 liner
- 1 cover
- 1 pump
- 1 filter cartridge (VI)
- 1 ChemConnect® dispenser
- 1 repair patch



DIMENSIONS



NEW

ROME

SMART AIRJET™ 6

6001K

TRITECH® MATERIAL

WALL AND TOP RING

The outer surface of this hot tub is constructed with premium Trittech® material, providing superior durability, stretch resistance and structural stability.

MAXHOLD™ MATERIAL

INTERNAL BEAMS

MaxHold™ fabric internal beams maintain their shape over time, providing superior air pressure retention and overall stability.



ENERGYSENSE® INSULATION

The innovative EnergySense multi-layer insulated construction prevents heat loss, making this hot tub as much as 40% more energy-efficient than similar inflatable hot tubs.

PATENT-PENDING

SPECIFICATIONS

WATER CAPACITY	840 L (222 gal.)
INFLATED SIZE	1.80 m x 1.80 m x 71 cm (71" x 71" x 28")
INNER SIZE	1.30 m x 1.30 m (51" x 51")
FILLED WEIGHT	873 kg (1,924 lbs)
RATING	220-240V~ 50Hz, 2050W at 20°C (68°F)
ACTUAL WATER FLOW	1,325 L/h (350 gal./h)
HEATING SYSTEM	Approx. 1.5-2.0°C/h (3-4°F/h)
CERTIFICATION	CE/GS
PACK/GROSS WEIGHT	1 Ea., 40.60 kg (89.51 lbs)



FEATURES



FREEZE
SHIELD®



AIRJET™
MASSAGE SYSTEM



MULTI-FUNCTION
PUMP



CAPACITY
4-6 PEOPLE



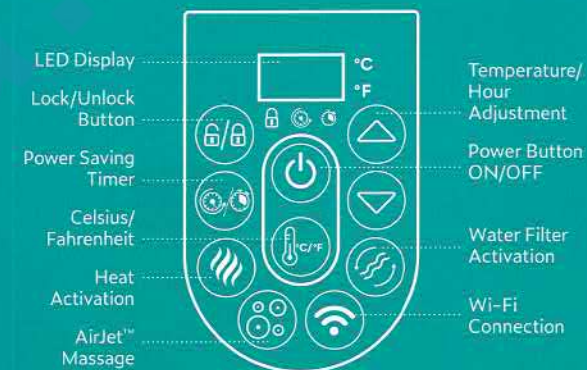
MASSAGE
REGULATION
2 INTENSITY LEVELS



SMARTPHONE
APP



DIGITAL CONTROL PANEL





ULTRAFIT™
PUMP

SCAN HERE TO SEE
HOW IT WORKS!



NEW

ROME

SMART AIRJET™ 7

6001M

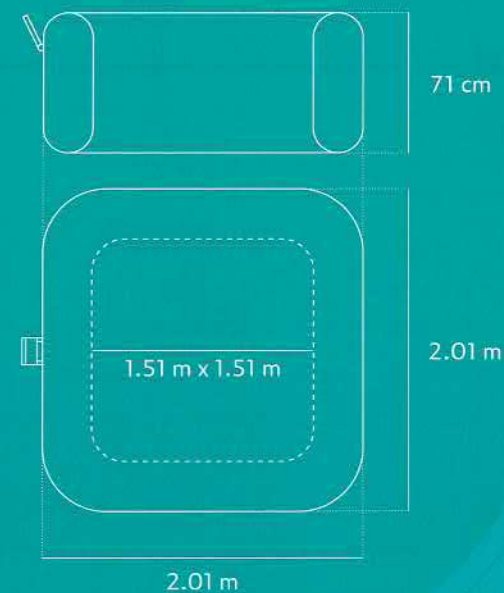
- Soothing AirJet™ bubble massage system (180 jets)
- Massage regulator provides 2 intensity level options
- EnergySense® insulated walls and cover make this hot tub up to 40% more energy efficient
- Ultra-strong Tritech® walls are stress tested to offer durability
- MaxHold™ fabric internal beams provide superior air pressure retention, stability and lightweight portability
- Freeze Shield® automatic heating prevents water from freezing & damaging the hot tub
- Program the hot tub heater up to 40 days in advance for future use
- UltraFit™ pump built into the liner with flip-up control panel, one-touch inflation, and hassle-free air pressure maintenance
- Built-in Wi-Fi module, hot tub can be controlled through a phone app
- ChemConnect® dispenser provides a stable level of chlorine throughout the hot tub
- Power-saving, timer-controlled heating system
- Reinforced safety cover with lock clips

CONTENTS

- 1 liner
- 1 cover
- 1 pump
- 1 filter cartridge (VI)
- 1 ChemConnect® dispenser
- 1 repair patch



DIMENSIONS



NEW

ROME

SMART AIRJET™ 7

6001M

TRITECH® MATERIAL

WALL AND TOP RING

The outer surface of this hot tub is constructed with premium Trittech® material, providing superior durability, stretch resistance and structural stability.

MAXHOLD™ MATERIAL

INTERNAL BEAMS

MaxHold™ fabric internal beams maintain their shape over time, providing superior air pressure retention and overall stability.

ENERGYSENSE® INSULATION

The innovative EnergySense multi-layer insulated construction prevents heat loss, making this hot tub as much as 40% more energy-efficient than similar inflatable hot tubs.

PATENT-PENDING

SPECIFICATIONS

WATER CAPACITY	1,180 L (312 gal.)
INFLATED SIZE	2.01 m x 2.01 m x 71 cm (79" x 79" x 28")
INNER SIZE	1.51 m x 1.51 m (59" x 59")
FILLED WEIGHT	1,218 kg (2,685 lbs)
RATING	220-240V~ 50Hz, 2050W at 20°C (68°F)
ACTUAL WATER FLOW	1,325 L/h (350 gal./h)
HEATING SYSTEM	Approx. 1.0-1.5°C/h (2-3°F/h)
CERTIFICATION	CE/GS
PACK/GROSS WEIGHT	1 Ea., 47.58 kg (104.89 lbs)



FEATURES



FREEZE
SHIELD®



AIRJET™
MASSAGE SYSTEM



MULTI-FUNCTION
PUMP




CAPACITY
5-7 PEOPLE



1x
MASSAGE
REGULATION
2 INTENSITY LEVELS



SMARTPHONE
APP



DIGITAL CONTROL PANEL





NEW

DOMINICA

SMART HYDROJET™ 6

6001S

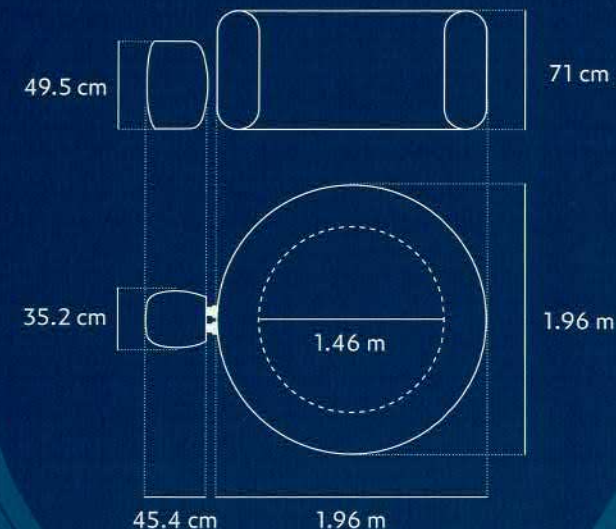
- Hydrodynamic water jetstream and air bubble massage system (4 jetstream nozzles and 140 jets)
- Massage regulator provides 2 intensity level options
- EnergySense® insulated walls and cover make this hot tub up to 40% more energy efficient
- Ultra-strong Tritech® walls are stress tested to offer durability
- MaxHold™ fabric internal beams provide superior air pressure retention, stability and lightweight portability
- Freeze Shield® automatic heating prevents water from freezing & damaging the hot tub
- Program the hot tub heater up to 40 days in advance for future use
- Built-in Wi-Fi module, hot tub can be controlled through a phone app
- Digital control panel & pump with integrated filtration system includes cup holders and is accessible from inside the hot tub
- ChemConnect® dispenser provides a stable level of chlorine throughout the hot tub
- Power-saving, timer-controlled heating system
- Reinforced safety cover with lock clips

CONTENTS

- 1 liner
- 1 cover
- 1 pump
- 1 filter cartridge (VI)
- 1 ChemConnect® dispenser
- 4 pillows
- 1 repair patch



DIMENSIONS



NEW

DOMINICA

SMART HYDROJET™ 6

6001S

TRITECH® MATERIAL

WALL AND TOP RING

The outer surface of this hot tub is constructed with premium Trittech® material, providing superior durability, stretch resistance and structural stability.

MAXHOLD™ MATERIAL

INTERNAL BEAMS

MaxHold™ fabric internal beams maintain their shape over time, providing superior air pressure retention and overall stability.


ENERGYSENSE® INSULATION

The innovative EnergySense multi-layer insulated construction prevents heat loss, making this hot tub as much as 40% more energy-efficient than similar inflatable hot tubs.

PATENT-PENDING

SPECIFICATIONS

WATER CAPACITY	810 L (214 gal.)
INFLATED SIZE	1.96 m x 71 cm (77" x 28")
INNER SIZE	1.46 m (57")
FILLED WEIGHT	853 kg (1,880 lbs)
RATING	220-240V~ 50Hz, 2150W at 20°C (68°F)
ACTUAL WATER FLOW	3,975 L/h (1,050 gal./h)
HEATING SYSTEM	Approx. 1.5-2.0°C/h (3-4°F/h)
CERTIFICATION	CE
PACK/GROSS WEIGHT	1 Ea., 53.82 kg (118.65 lbs)



FEATURES



FREEZE
SHIELD®



HYDROJET™
MASSAGE SYSTEM



MULTI-FUNCTION
PUMP



CAPACITY
4-6 PEOPLE




PADDED
PILLOWS



MASSAGE
REGULATION
2 INTENSITY LEVELS



SMARTPHONE
APP



DIGITAL CONTROL PANEL





NEW

CABO

SMART HYDROJET™ 6

6001R

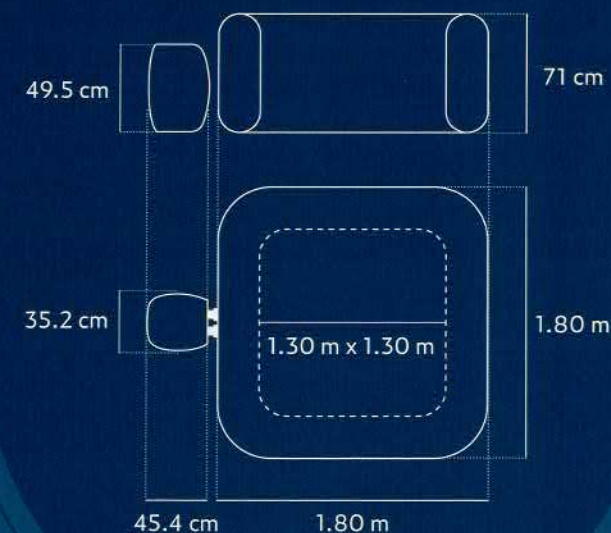
- Hydrodynamic water jetstream and air bubble massage system (4 jetstream nozzles and 140 jets)
- Massage regulator provides 2 intensity level options
- EnergySense® insulated walls and cover make this hot tub up to 40% more energy efficient
- Ultra-strong Tritex® walls are stress tested to offer durability
- MaxHold™ fabric internal beams provide superior air pressure retention, stability and lightweight portability
- Freeze Shield® automatic heating prevents water from freezing & damaging the hot tub
- Program the hot tub heater up to 40 days in advance for future use
- Built-in Wi-Fi module, hot tub can be controlled through a phone app
- Digital control panel & pump with integrated filtration system includes cup holders and is accessible from inside the hot tub
- ChemConnect® dispenser provides a stable level of chlorine throughout the hot tub
- Power-saving, timer-controlled heating system
- Reinforced safety cover with lock clips

CONTENTS

- 1 liner
- 1 cover
- 1 pump
- 1 filter cartridge (VI)
- 1 ChemConnect® dispenser
- 4 pillows
- 1 repair patch



DIMENSIONS



NEW

CABO

SMART HYDROJET™ 6

6001R

TRITECH® MATERIAL

WALL AND TOP RING

The outer surface of this hot tub is constructed with premium Trittech® material, providing superior durability, stretch resistance and structural stability.

MAXHOLD™ MATERIAL

INTERNAL BEAMS

MaxHold™ fabric internal beams maintain their shape over time, providing superior air pressure retention and overall stability.

ENERGYSENSE® INSULATION

The innovative EnergySense multi-layer insulated construction prevents heat loss, making this hot tub as much as 40% more energy-efficient than similar inflatable hot tubs.

PATENT-PENDING

SPECIFICATIONS

WATER CAPACITY	795 L (210 gal.)
INFLATED SIZE	1.80 m x 1.80 m x 71 cm (71" x 71" x 28")
INNER SIZE	1.30 m x 1.30 m (51" x 51")
FILLED WEIGHT	839 kg (1,849 lbs)
RATING	220-240V~ 50Hz, 2150W at 20°C (68°F)
ACTUAL WATER FLOW	3,975 L/h (1,050 gal./h)
HEATING SYSTEM	Approx. 1.5-2.0°C/h (3-4°F/h)
CERTIFICATION	CE
PACK/GROSS WEIGHT	1 Ea., 54.31 kg (119.73 lbs)

FEATURES



FREEZE
SHIELD®



HYDROJET™
MASSAGE SYSTEM



MULTI-FUNCTION
PUMP



CAPACITY
4-6 PEOPLE




PADDED
PILLOWS



MASSAGE
REGULATION
2 INTENSITY LEVELS



SMARTPHONE
APP



DIGITAL CONTROL PANEL





NEW

SANTORINI

SMART HYDROJET PRO™ 7

6001T

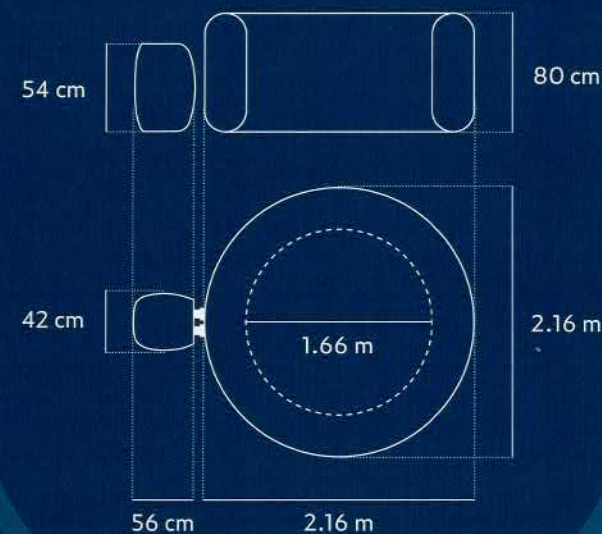
- Hydrodynamic water jetstream and air bubble massage system (10 jetstream nozzles and 180 jets)
 - Massage regulator provides 2 intensity level options
 - EnergySense® insulated walls and cover make this hot tub up to 40% more energy efficient
 - Ultra-strong Tritex® walls are stress tested to offer durability
 - MaxHold™ fabric internal beams provide superior air pressure retention, stability and lightweight portability
 - Freeze Shield® automatic heating prevents water from freezing & damaging the hot tub
 - Program the hot tub heater up to 40 days in advance for future use
 - Digital control panel & pump with integrated filtration system includes cup holders and is accessible from inside the hot tub
 - Built-in Wi-Fi module, hot tub can be controlled through a phone app
 - ChemConnect® dispenser provides a stable level of chlorine throughout the hot tub
 - ColorJet LED lights alternate between 7 different colors
- ● ● ● ● ● ●
- Power-saving, timer-controlled heating system

CONTENTS

- | | |
|---------------------------|------------------------------|
| • 1 liner | • 1 ChemConnect® dispenser |
| • 1 cover | • 5 pillows |
| • 1 pump | • 2 water powered LED lights |
| • 1 filter cartridge (VI) | • 1 repair patch |



DIMENSIONS



NEW

SANTORINI

SMART HYDROJET PRO™ 7

6001T

TRITECH® MATERIAL

WALL AND TOP RING

The outer surface of this hot tub is constructed with premium Trittech® material, providing superior durability, stretch resistance and structural stability.

MAXHOLD™ MATERIAL

INTERNAL BEAMS

MaxHold™ fabric internal beams maintain their shape over time, providing superior air pressure retention and overall stability.


ENERGYSENSE® INSULATION

The innovative EnergySense multi-layer insulated construction prevents heat loss, making this hot tub as much as 40% more energy-efficient than similar inflatable hot tubs.

PATENT-PENDING

SPECIFICATIONS

WATER CAPACITY	1,190 L (314 gal.)
INFLATED SIZE	2.16 m x 80 cm (85" x 31.5")
INNER SIZE	1.66 m (65")
FILLED WEIGHT	1,254 kg (2,765 lbs)
RATING	220-240V~ 50Hz, 2050W at 20°C (68°F)
ACTUAL WATER FLOW	1,325 L/h (350 gal./h)
HEATING SYSTEM	Approx. 1.0-1.5°C/h (2-3°F/h)
CERTIFICATION	CE
PACK/GROSS WEIGHT	1 Ea., 77.65 kg (171.19 lbs)



FEATURES



FREEZE
SHIELD®



HYDROJET PRO™
MASSAGE SYSTEM



MULTI-FUNCTION
PUMP



CAPACITY
5-7 PEOPLE



PADDED
PILLOWS



7-COLOR
LED LIGHTS



INTEGRATED
SEATS



MASSAGE
REGULATION
2 INTENSITY LEVELS



SMARTPHONE
APP



DIGITAL CONTROL PANEL





NEW

MALDIVES

SMART HYDROJET PRO™ 7

6001U

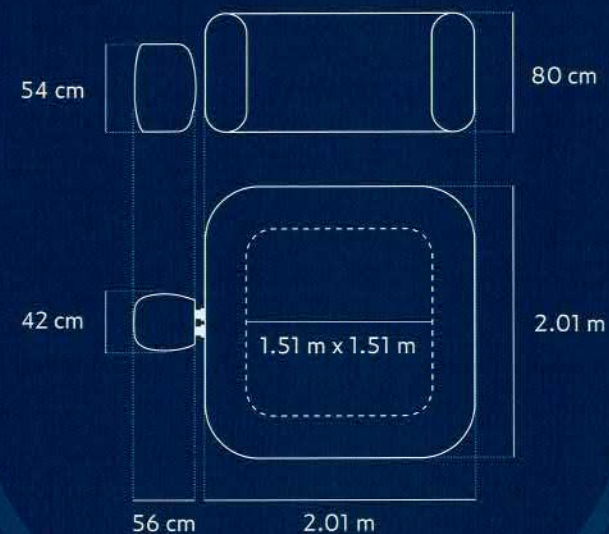
- Hydrodynamic water jetstream and air bubble massage system (10 jetstream nozzles and 180 jets)
 - Massage regulator provides 2 intensity level options
 - EnergySense® insulated walls and cover make this hot tub up to 40% more energy efficient
 - Ultra-strong Tritech® walls are stress tested to offer durability
 - MaxHold™ fabric internal beams provide superior air pressure retention, stability and lightweight portability
 - Freeze Shield® automatic heating prevents water from freezing & damaging the hot tub
 - Program the hot tub heater up to 40 days in advance for future use
 - Digital control panel & pump with integrated filtration system includes cup holders and is accessible from inside the hot tub
 - Built-in Wi-Fi module, hot tub can be controlled through a phone app
 - ChemConnect® dispenser provides a stable level of chlorine throughout the hot tub
 - ColorJet LED lights alternate between 7 different colors
- ● ● ● ● ● ●
- Power-saving, timer-controlled heating system
 - Reinforced safety cover with lock clips

CONTENTS

- | | |
|---------------------------|------------------------------|
| • 1 liner | • 1 ChemConnect® dispenser |
| • 1 cover | • 5 pillows |
| • 1 pump | • 2 water powered LED lights |
| • 1 filter cartridge (VI) | • 1 repair patch |



DIMENSIONS



NEW

MALDIVES

SMART HYDROJET PRO™ 7

6001U

TRITECH® MATERIAL

WALL AND TOP RING

The outer surface of this hot tub is constructed with premium Trittech® material, providing superior durability, stretch resistance and structural stability.

MAXHOLD™ MATERIAL

INTERNAL BEAMS

MaxHold™ fabric internal beams maintain their shape over time, providing superior air pressure retention and overall stability.


ENERGYSENSE® INSULATION

The innovative EnergySense multi-layer insulated construction prevents heat loss, making this hot tub as much as 40% more energy-efficient than similar inflatable hot tubs.

PATENT-PENDING

SPECIFICATIONS

WATER CAPACITY	1,050 L (277 gal.)
INFLATED SIZE	2.01 m x 2.01 m x 80 cm (79" x 79" x 31.5")
INNER SIZE	1.51 m x 1.51 m (59" x 59")
FILLED WEIGHT	1,114 kg (2,456 lbs)
RATING	220-240V~ 50Hz, 2050W at 20°C (68°F)
ACTUAL WATER FLOW	1,325 L/h (350 gal./h)
HEATING SYSTEM	Approx. 1.0-1.5°C/h (2-3°F/h)
CERTIFICATION	CE
PACK/GROSS WEIGHT	1 Ea., 80.91 kg (178.37 lbs)



FEATURES



FREEZE
SHIELD®



HYDROJET PRO™
MASSAGE SYSTEM



MULTI-FUNCTION
PUMP



CAPACITY
5-7 PEOPLE



PADDED
PILLOWS



7-COLOR
LED LIGHTS



INTEGRATED
SEATS



MASSAGE
REGULATION
2 INTENSITY LEVELS



SMARTPHONE
APP



DIGITAL CONTROL PANEL





NEW

SAN FRANCISCO

SMART HYDROJET PRO™ 7

6001Q

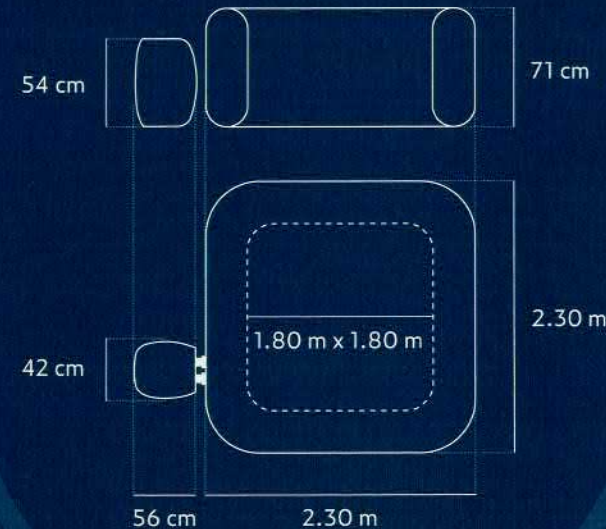
- Hydrodynamic water jetstream and air bubble massage system (10 jetstream nozzles and 180 jets)
 - Jet massage nozzles integrated into the back of the lounges and leg massage integrated into the single lounge
 - Massage regulator provides 2 intensity level options
 - EnergySense® insulated walls and cover make this hot tub up to 40% more energy efficient
 - Ultra-strong Tritech® walls are stress tested to offer durability
 - MaxHold™ fabric internal beams provide superior air pressure retention, stability and lightweight portability
 - Freeze Shield® automatic heating prevents water from freezing & damaging the hot tub
 - Program the hot tub heater up to 40 days in advance for future use
 - Digital control panel & pump with integrated filtration system includes cup holders and is accessible from inside the hot tub
 - Built-in Wi-Fi module, hot tub can be controlled through a phone app
 - ChemConnect® dispenser provides a stable level of chlorine throughout the hot tub
 - ColorJet LED lights alternate between 7 different colors
- ● ● ● ● ● ●
- Power-saving, timer-controlled heating system
 - Reinforced safety cover with lock clips

CONTENTS

- 1 liner
- 1 cover
- 1 pump
- 1 filter cartridge (VI)
- 1 ChemConnect® dispenser
- 5 pillows
- 2 water powered LED lights
- 1 repair patch



DIMENSIONS



NEW

SAN FRANCISCO

SMART HYDROJET PRO™ 7

6001Q

TRITECH® MATERIAL

WALL AND TOP RING

The outer surface of this hot tub is constructed with premium Tritech® material, providing superior durability, stretch resistance and structural stability.



MAXHOLD™ MATERIAL

INTERNAL BEAMS


MaxHold™ fabric internal beams maintain their shape over time, providing superior air pressure retention and overall stability.



ENERGYSENSE® INSULATION

The innovative EnergySense multi-layer insulated construction prevents heat loss, making this hot tub as much as 40% more energy-efficient than similar inflatable hot tubs.

PATENT-PENDING



SPECIFICATIONS

WATER CAPACITY	1,180 L (312 gal.)
INFLATED SIZE	2.30 m x 2.30 m x 71 cm (90.5" x 90.5" x 28")
INNER SIZE	1.80 m x 1.80 m (71" x 71")
FILLED WEIGHT	1,258 kg (2,773 lbs)
RATING	220-240V~ 50Hz, 2050W at 20°C (68°F)
ACTUAL WATER FLOW	1,325 L/h (350 gal./h)
HEATING SYSTEM	Approx. 1.0-1.5°C/h (2-3°F/h)
CERTIFICATION	CE
PACK/GROSS WEIGHT	1 Ea., 96.13 kg (211.93 lbs)



FEATURES



FREEZE SHIELD®



HYDROJET PRO™ MASSAGE SYSTEM



MULTI-FUNCTION PUMP



CAPACITY 5-7 PEOPLE



PADDED PILLOWS



7-COLOR LED LIGHTS




INTEGRATED SEATS



MASSAGE REGULATION 2 INTENSITY LEVELS



SMARTPHONE APP



DIGITAL CONTROL PANEL



THERMACORE™ SERIES

THERMACORE™ CONSTRUCTION

EXCEPTIONAL STABILITY

ThermaCore™ foam construction creates a rigid, firm structure that is exceptionally sturdy and stable. Plus, with built-in foam insulation, it is up to 60% more energy-efficient than its inflatable counterparts.







NEW

CARRARA

SMART AIRJET™ 6

6001V

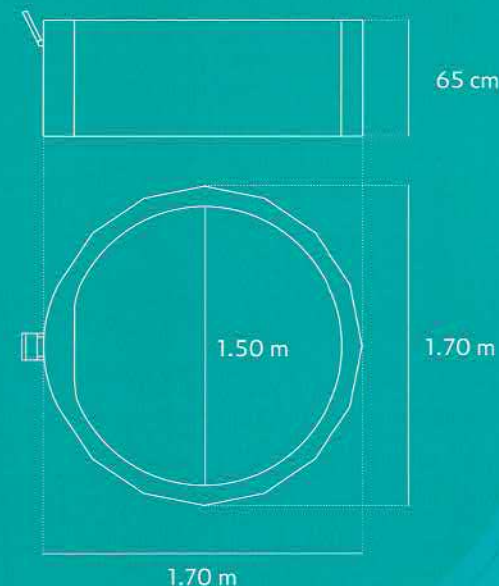
- Soothing AirJet™ targeted bubble massage system (140 jets)
- Massage regulator provides 2 intensity level options
- ThermaCore™ construction provides a sturdier, more durable option that is as much as 60% more energy-efficient than a traditional inflatable hot tub
- Ultra-strong Tritech® wall cover is stress tested to offer durability
- Freeze Shield® automatic heating prevents water from freezing & damaging the hot tub
- Program the hot tub heater up to 40 days in advance for future use
- UltraFit™ pump built into the liner with flip-up control panel
- Built-in Wi-Fi module, hot tub can be controlled through a phone app
- ChemConnect® dispenser provides a stable level of chlorine throughout the hot tub
- Power-saving, timer-controlled heating system
- Reinforced safety cover with lock clips

CONTENTS

- | | |
|---------------------------|----------------------------|
| • 1 liner | • 1 ChemConnect® dispenser |
| • 1 cover | • 4 pillows |
| • 1 pump | • 1 repair patch |
| • 1 filter cartridge (VI) | |



DIMENSIONS



NEW

CARRARA

SMART AIRJET™ 6

6001V

TRITECH® MATERIAL


WALL AND TOP RING

The outer surface of this hot tub is constructed with premium Trittech® material, providing superior durability, stretch resistance and structural stability.

THERMACORE™

CONSTRUCTION

ThermaCore™ hot tubs are durable and sturdy with exceptional heat retention due to foam insulation, making them up to 60% more energy-efficient than inflatable hot tubs.



SPECIFICATIONS

WATER CAPACITY	850 L (225 gal.)
INFLATED SIZE	1.70 m x 65 cm (67" x 25.5")
INNER SIZE	1.50 m (59")
FILLED WEIGHT	882 kg (1,945 lbs)
RATING	220-240V~ 50Hz, 2050W at 20°C (68°F)
ACTUAL WATER FLOW	1,325 L/h (350 gal./h)
HEATING SYSTEM	Approx. 1.5-2.0°C/h (3-4°F/h)
CERTIFICATION	CE/GS
PACK/GROSS WEIGHT	1 Ea., 44.67 kg (98.48 lbs)

FEATURES



FREEZE
SHIELD®



AIRJET™
MASSAGE SYSTEM



MULTI-FUNCTION
PUMP



PADDED
PILLOWS



CAPACITY
4-6 PEOPLE



MASSAGE
REGULATION
2 INTENSITY LEVELS



SMARTPHONE
APP



DIGITAL CONTROL PANEL





LAY-Z-SPA
TORONTO

NEW

TORONTO

SMART AIRJET™ 7

6001W

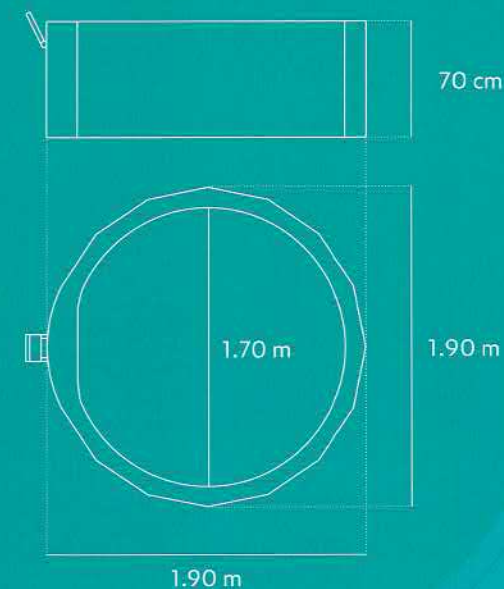
- Soothing AirJet™ targeted bubble massage system (180 jets)
- Massage regulator provides 2 intensity level options
- ThermaCore™ construction provides a sturdier, more durable option that is as much as 60% more energy-efficient than a traditional inflatable hot tub
- Ultra-strong Tritech® wall cover is stress tested to offer durability
- Freeze Shield® automatic heating prevents water from freezing & damaging the hot tub
- Program the hot tub heater up to 40 days in advance for future use
- UltraFit™ pump built into the liner with flip-up control panel
- Built-in Wi-Fi module, hot tub can be controlled through a phone app
- ChemConnect® dispenser provides a stable level of chlorine throughout the hot tub
- Power-saving, timer-controlled heating system
- Reinforced safety cover with lock clips

CONTENTS

- 1 liner
- 1 cover
- 1 pump
- 1 filter cartridge (VI)
- 1 ChemConnect® dispenser
- 5 pillows
- 1 repair patch



DIMENSIONS



NEW

TORONTO

SMART AIRJET™ 7

6001W

TRITECH® MATERIAL

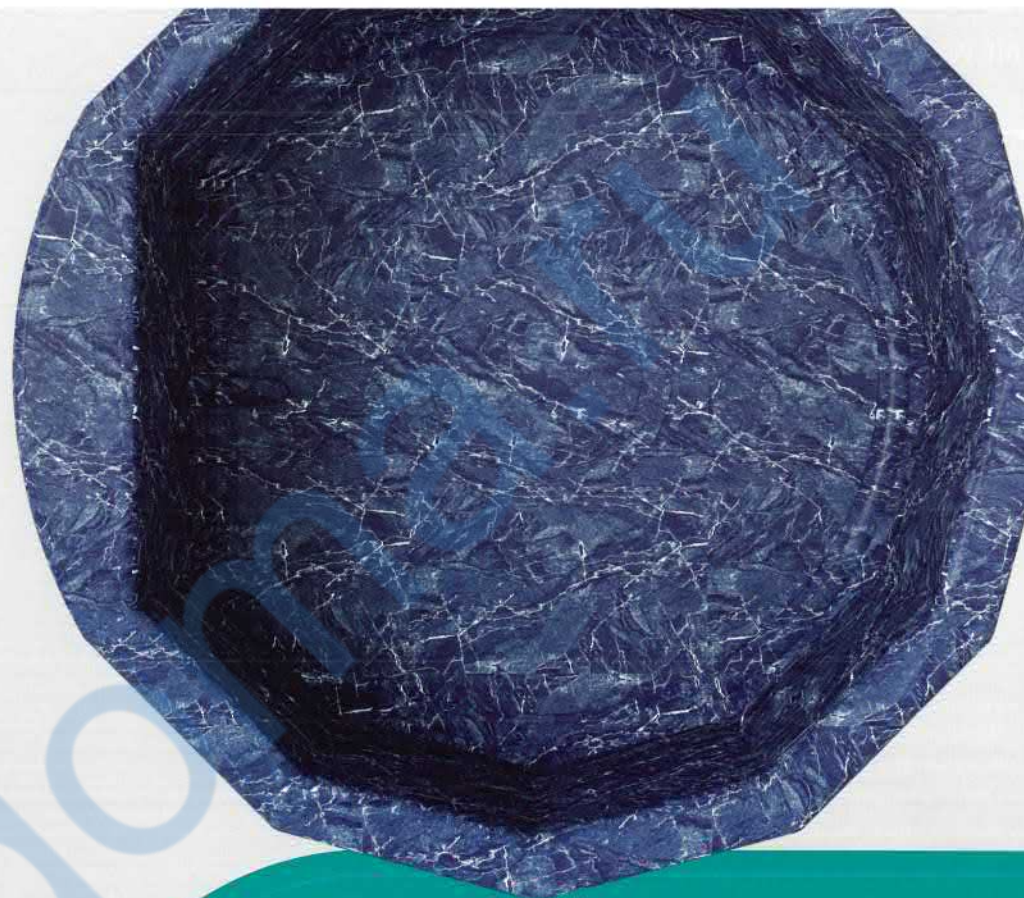
WALL AND TOP RING

The outer surface of this hot tub is constructed with premium Trittech® material, providing superior durability, stretch resistance and structural stability.

THERMACORE™

CONSTRUCTION

ThermaCore™ hot tubs are durable and sturdy with exceptional heat retention due to foam insulation, making them up to 60% more energy-efficient than inflatable hot tubs.



SPECIFICATIONS

WATER CAPACITY	1,250 L (331 gal.)
INFLATED SIZE	1.90 m x 70 cm (75" x 27.5")
INNER SIZE	1.70 m (67")
FILLED WEIGHT	1,288 kg (2,840 lbs)
RATING	220-240V~ 50Hz, 2050W at 20°C (68°F)
ACTUAL WATER FLOW	1,325 L/h (350 gal./h)
HEATING SYSTEM	Approx. 1.1-1.6°C/h (2.2-3.2°F/h)
CERTIFICATION	CE/GS
PACK/GROSS WEIGHT	1 Ea., 50.57 kg (111.49 lbs)

FEATURES



FREEZE
SHIELD®



AIRJET™
MESSAGE SYSTEM



MULTI-FUNCTION
PUMP



PADDED
PILLOWS




CAPACITY
5-7 PEOPLE



MESSAGE
REGULATION
2 INTENSITY LEVELS



SMARTPHONE
APP



DIGITAL CONTROL PANEL



XTRAS

ACCESSORIES TO COMPLEMENT YOUR HOT TUB

Take the dirty work out of hot tub maintenance with the wide variety of accessory options that Bestway® offers.







1. UNDERWATER VACUUM

60323

- 1.50 m / 59"
- Compatible with Bestway AirJet™ & AirJet Plus™ spas
- Connects to the water outlets on the spa and uses the water flow to create suction
- Water Hose: 2.20 m / 86.6"
- Lightweight pole to easily maneuver the vacuum around the liner of the spa
- Features a brush head and reusable debris bag
- Full color box
- 6 Ea., 4.98 kg (10.98 lbs)

CONTENTS

- 1 vacuum cleaner

2. RECHARGEABLE UNDERWATER VACUUM

60327

- Rechargeable battery-powered pump creates suction, without the use of hoses or electrical cords
- Consistent performance for 50 minutes
- Charge time: 4-5 hours
- Simple press-button operation
- Ideal for spas and small pools
- Pivoting suction head with wheels and brushes
- Debris is collected in an easy-to-access and easy-to-empty stainless steel filter
- Full color box
- 4 Ea., 5.22 kg (11.51 lbs)

CONTENTS

- 1 vacuum cleaner
- 1 USB charging cable

3. ALL IN ONE TOOL SET

60310

- Full color box
- 8 Ea., 7.30 kg (16.09 lbs)

1. SCOOP

- Bumper protects spa surface
- Rounded shape design fits the contours of the spa interior
- Deep net to collect debris
- Handheld or connects to standard telescopic pole

2. SCRUBBING MITT

- Scrub along spa water line
- Latex glove bonded with scrubber pad

3. BRUSH

- Bumper and nylon bristles protect spa's surface
- Handheld or connects to standard telescopic pole

CONTENTS

- 1 scoop
- 1 brush
- 1 scrubbing mitt

4. POOL & SPA TEST STRIPS

58142

- 4 cm x 9.5 cm / 1.5" x 3.75"
- 3-in-1 test strips use an instant color-match system to measure free chlorine (0-10 ppm), pH (6.2-8.4) & total alkalinity (0-240 ppm)
- 18-month shelf life
- Full color box
- 24 Ea., 1.37 kg (3.02 lbs)

CONTENTS

- 50 test strips



5. FILTER CARTRIDGE (VI)

60311

- 10.6 cm x 8.0 cm / 4.2" x 3.1"
- Easy to clean
- Shrink wrapped with insert card
- 12 Sets., 2.79 kg (6.15 lbs)

CONTENTS

- 2 filter cartridges

NEW

6. HYDROGENIC™ 0.5 G/H SALTWATER CHLORINATOR

60340

- Chlorine Output: 0.5 g/h
- Compatible with pools and hot tubs up to 1,400 L (369 gal.) in capacity
- Built-in rechargeable battery runs for approximately 8 hours & recharges in 5-6 hours
- Uses salt to produce chlorine that keeps the water clean while being gentle on skin, eyes and hair
- Easy-to-use, one-touch control panel
- Floating design; no assembly needed
- Electrode lifespan alert notifies you when the electrode needs attention
- Includes 3-in-1 test strips and saltwater test strips that use an instant color-match system to measure free chlorine (0-10 ppm), pH (6.2-8.4), total alkalinity (0-240 ppm) & salt (0-8,000 ppm)
- Full color box
- 1 Ea., 1.34 kg (2.95 lbs)

CONTENTS

- 1 chlorinator
- 50 3-in-1 test strips
- 25 saltwater test strips

7. SPA SEAT

60321

- 40.8 cm x 31.5 cm x 20 cm / 16.06" x 12.40" x 7.87"
- Firm, sturdy spa seat is comfortable for hours of relaxation
- Seat legs can be adjusted to a custom height - from 8-12 cm (3.15"-4.72")
- Weighted seats will remain at the bottom of the spa
- Full color box
- 2 Ea., 5.49 kg (12.10 lbs)

CONTENTS

- 1 seat

8. PADDED PILLOW

60316

- 23 cm x 13 cm x 5 cm / 9" x 5" x 2"
- Soft pillow provides head and neck support
- Adjustable strap drapes over the side of the spa, using the balance weight to keep it in place
- Compatible with all Lay-Z-Spas
- Comfortable sponge pillow is covered with washable mesh fabric
- Full color box
- 12 Sets., 4.16 kg (9.17 lbs)

CONTENTS

- 2 pillows



9. PILLOW

60307

- 25 cm x 19.5 cm x 17.5 cm / 9.8" x 7.7" x 6.9"
- Soft pillow provides head and neck support
- Organic PU foam is 100% waterproof and resistant to chemicals and odors
- Compatible with all spas with a wall thickness between 20-27 cm (7.9"-10.6")
- Easy to clean
- Full color box
- 4 Sets., 3.67 kg (8.09 lbs)

CONTENTS

- 2 pillows

10. DRINK HOLDER

60306

- 35 cm x 23.2 cm x 20.5 cm / 13.8" x 9.1" x 8.1"
- Keep beverages or snacks close by while you relax
- Position anywhere on the top of spa sidewall
- Compatible with all spas with a wall thickness between 20-27 cm (7.9"-10.6")
- Full color box
- 12 Ea., 8.95 kg (19.73 lbs)

CONTENTS

- 2 drink holders
- 1 tray

NEW

11. 4-IN-1 ACCESSORY TRAY

60337

- 33.7 cm x 30.2 cm x 18.15 cm / 13.3" x 11.89" x 7.15"
- Multi-function tray with a table, splash-proof storage compartment, towel hangers and tablet holder
- Legs can be adjusted to a custom width depending on wall thickness - from 5-25 cm (2"-9.8")
- Compatible with all Lay-Z-Spas
- Full color box
- 2 Ea., 3.59 kg (7.91 lbs)

CONTENTS

- 1 tray



Table



Storage
Compartment



Towel Hangers



Tablet Holder

12. SOOTHING LED WATERFALL

60322

- 46 cm x 17 cm x 10.4 cm / 18.11" x 6.69" x 4.09"
- Compatible with Bestway AirJet™ & AirJet Plus™ hot tubs
- LED light alternates between 7 colors
- IP66 waterproof rating - protects from powerful streams of water & dust
- 2 hours of run time with auto-shutoff feature
- Magnetic attachment system for easy setup
- One-touch operation: simply press bottom button
- Uses 3 AAA batteries (not included)
- Full color box
- 4 Ea., 4.01 kg (8.84 lbs)

CONTENTS

- 1 LED waterfall

13



13. 7-COLOR LED LIGHT

60303

- 9.2 cm x 6.2 cm / 3.6" x 2.4"
- Uses 3 AAA batteries (not included)
- IP68 waterproof
- LED light alternates between 7 colors



- 2 hours of run time with auto-shutoff feature
- One-touch operation: simply press top button
- Full color box
- 6 Ea., 0.98 kg (2.16 lbs)

CONTENTS

- 1 LED light

14



14. DOME

60305

- 3.90 m x 3.90 m x 2.55 m / 12'9" x 12'9" x 8'4"
- Fabric with UV protection
- Fits all Bestway spas
- 4 large inside pockets to store personal items
- 4 detachable fabric and mesh doors, suitable for both winter and summer
- Suitable as a gazebo for use in the garden or backyard
- Can be used for pools up to 3.66 m (12') diameter
- Setup time: 15 min.
- Full color box
- 2 Ea., 34.36 kg (75.75 lbs)

CONTENTS

- 1 tent
- 4 detachable fabric doors
- 4 detachable mesh doors
- 1 carry bag

15



15. CANOPY

60304

- 1.83 m x 94 cm x 1.09 m / 6' x 37" x 43"
- Fabric with UV protection
- Compatible with all Bestway spas sized 1.80–2.70 m (71"–8'11")
- High density, ventilated mesh windows
- Two removable guy lines to provide stability
- Full color box
- 3 Ea., 4.09 kg (9.02 lbs)

CONTENTS

- 1 tent
- 3 poles
- 2 guy lines
- 1 storage bag

16



16. FLOOR PROTECTOR

60334

- 1.96 m x 1.96 m / 77" x 77"
- Compatible with all spas, multiple sets may be needed for spas larger than 1.96 m x 1.96 m (77" x 77")
- Durable polyethylene material that provides protection under the spa
- Includes additional 46.4 cm x 36.3 cm (18.3" x 14.3") mat for under the spa heater
- Attachable pieces for straight edges
- Shrink wrapped with insert card
- 4 Ea., 6.72 kg (14.81 lbs)

CONTENTS

- 17 connectable protector pieces

ROUND THERMAL SPA COVERS

- Increases energy efficiency of the spa
- DuraPlus™ waterproof surface material increases cover durability
- Zipper door for built-in pump or external pump connection
- Full color box

CONTENTS

- 1 thermal cover



ITEM #	SIZE	COMPATIBILITY	WEIGHT
60317	1.80 m x 66 cm / 71" x 26"	Compatible with round spas with diameters of 1.80 m (71") and heights of 66 cm (26")	1 Ea., 7.38 kg (16.27 lbs)
60318	1.96 m x 71 cm / 77" x 28"	Compatible with round spas with diameters of 1.96 m (77") and heights of 71 cm (28")	1 Ea., 7.72 kg (17.02 lbs)
60326	2.16 m x 80 cm / 85" x 31.5"	Compatible with round spas with diameters of 2.16 m (85") and heights between 71 cm (28") and 80 cm (31.5")	1 Ea., 10.42 kg (22.97 lbs)
60331	2.36 m x 71 cm / 93" x 28"	Compatible with round spas with diameters of 2.36 m (93") and heights of 71 cm (28")	1 Ea., 11.60 kg (25.57 lbs)




SQUARE THERMAL SPA COVERS

- Increases energy efficiency of the spa
- DuraPlus™ waterproof surface material increases cover durability
- Zipper door for built-in pump or external pump connection
- Full color box

CONTENTS









- 1 thermal cover



ITEM #	SIZE	COMPATIBILITY	WEIGHT
60319	1.80 m x 1.80 m x 71 cm / 71" x 71" x 28"	Compatible with square spas with lengths of 1.80 m (71") and heights of 71 cm (28")	1 Ea., 7.54 kg (16.62 lbs)
60332	2.01 m x 2.01 m x 80 cm / 79" x 79" x 31.5"	Compatible with square spas with lengths of 2.01 m (79") and heights of 80 cm (31.5")	1 Ea., 11.13 kg (24.54 lbs)
60333	2.30 m x 2.30 m x 71 cm / 90.5" x 90.5" x 28"	Compatible with square spas with lengths of 2.30 m (90.5") and heights of 71 cm (28")	1 Ea., 12.60 kg (27.78 lbs)



TECHNICAL FEATURES & ACCESSORY COMPATIBILITY

	 MIAMI AIRJET™ 4	 MIAMI AIRJET™ 6	 HOLLYWOOD LUXE AIRJET™ 6	 HOLLYWOOD LUXE AIRJET™ 6	 HAWAII SMART AIRJET™ 6	 HAWAII SMART AIRJET™ 6	 BALI SMART AIRJET™ 6	 BALI SMART AIRJET™ 7
STANDARD BEAM	■	■	■	■				
MAXHOLD™ BEAM					■	■	■	■
THERMACORE™								
POWER SAVING TIMER	■	■	■	■	■	■	■	■
WATER FILTER ACTIVATION	■	■	■	■	■	■	■	■
HEATING SYSTEM	■	■	■	■	■	■	■	■
LED LIGHTS			■	■				
APP CONTROL					■	■	■	■
UNDERWATER VACUUM (60323)	■	■	■	■	■	■	■	■
RECHARGEABLE UNDERWATER VACUUM (60327)	■	■	■	■	■	■	■	■
ALL IN ONE TOOL SET (60310)	■	■	■	■	■	■	■	■
POOL & SPA TEST STRIPS (58142)	■	■	■	■	■	■	■	■
FILTER CARTRIDGE (60311)	■	■	■	■	■	■	■	■
HYDROGENIC™ 0.5 G/H SALTWATER CHLORINATOR (60340)	■	■	■	■	■	■	■	■
SPA SEAT (60321)	■	■	■	■	■	■	■	■
PILLOW (60307)	■	■	■	■	■	■	■	■
PADDED PILLOW (60316)	■	■	■	■	■	■	■	■
DRINK HOLDER (60306)	■	■	■	■	■	■	■	■
4-IN-1 ACCESSORY TRAY (60337)	■	■	■	■	■	■	■	■
SOOTHING LED WATERFALL (60322)	■	■	■	■	■	■	■	■
7-COLOR LED LIGHT (60303)	■	■	■	■	■	■	■	■
DOME (60305)	■	■	■	■	■	■	■	■
CANOPY (60304)	■	■	■	■		■		
FLOOR PROTECTOR (60334)	■	■	■	■	■	■	■	X2

SETUP & MAINTENANCE

WITH THE KEY TOOLS ALREADY INCLUDED, LAY-Z-SPA SETUP IS QUICK & EASY!

AFTER FINDING A FLAT AREA FOR THE HOT TUB, IT'S AS EASY AS 1, 2, 3!

1. ASSEMBLE the hot tub, inflating and connecting the pump if necessary.
2. FILL the hot tub with water to the indicated level.
3. ENJOY the relaxing massage!

Also included with each hot tub is a chemical dispenser and filter cartridge to keep the water sparkling. Maintaining clean and healthy hot tub water is important for the user's experience, and also extends the longevity of the hot tub.

For quick and easy transportation and storage, each hot tub is equipped with a deflation function.

1. ASSEMBLE




2. FILL



3. ENJOY







INDEX

STANDARD SERIES



MIAMI
AIRJET™ 4

6001C | PG 30-33



MIAMI
AIRJET™ 6

6001D | PG 34-37



HOLLYWOOD
LUXE AIRJET™ 6


60059 | PG 38-41



HOLLYWOOD
LUXE AIRJET™ 6

6001F | PG 42-45

MAXHOLD™ SERIES




HAWAII
SMART AIRJET™ 6

6001G | PG 50-53



HAWAII
SMART AIRJET™ 6

6001H | PG 54-57



BALI
SMART AIRJET™ 6

6001N | PG 58-61



BALI
SMART AIRJET™ 7

6001P | PG 62-65



ROME
SMART AIRJET™ 6

6001K | PG 66-69



ROME
SMART AIRJET™ 7

6001M | PG 70-73



DOMINICA
SMART HYDROJET™ 6

6001S | PG 74-77



CABO
SMART HYDROJET™ 6

6001R | PG 78-81



SANTORINI
SMART HYDROJET PRO™ 7

6001T | PG 82-85



MALDIVES
SMART HYDROJET PRO™ 7

6001U | PG 86-89

MAXHOLD™ SERIES (CONT.)



SAN FRANCISCO
SMART HYDROJET PRO™ 7
6001Q | PG 90-93

THERMACORE™ SERIES



CARRARA
SMART AIRJET™ 6
6001V | PG 96-99



TORONTO
SMART AIRJET™ 7
6001W | PG 100-103

XTRAS



UNDERWATER
VACUUM
60323 | PG 106



RECHARGEABLE
UNDERWATER
VACUUM
60327 | PG 106



ALL IN ONE
TOOL SET
60310 | PG 106



POOL & SPA
TEST STRIPS
58142 | PG 106



FILTER
CARTRIDGE (VI)
60311 | PG 107



HYDROGENIC™
0.5 G/H SALTWATER
CHLORINATOR
60340 | PG 107



SPA SEAT
60321 | PG 107



PADDED PILLOW
60316 | PG 107



PILLOW
60307 | PG 108



DRINK HOLDER
60306 | PG 108



4-IN-1
ACCESSORY TRAY
60337 | PG 108



SOOTHING LED
WATERFALL
60322 | PG 108



7-COLOR
LED LIGHT
60303 | PG 109



DOMES
60305 | PG 109



CANOPY
60304 | PG 109



FLOOR PROTECTOR
60334 | PG 109



ROUND THERMAL
COVERS
60317, 60318, 60326,
60331 | PG 110



SQUARE THERMAL
COVERS
60319, 60332,
60333 | PG 111

LIVE IT UP

Get the best out of life. Embrace the freedom of adventure, soak in the serenity of relaxation, and enjoy quality time with those you value most.

LIVE IT UP TOGETHER WITH BESTWAY.

Bestway

WWW.BESTWAYCORP.COM



©2024 Bestway Inflatables & Material Corp. All rights reserved.

® TM Trademarks owned and managed by Bestway Inflatables & Material Corp.

